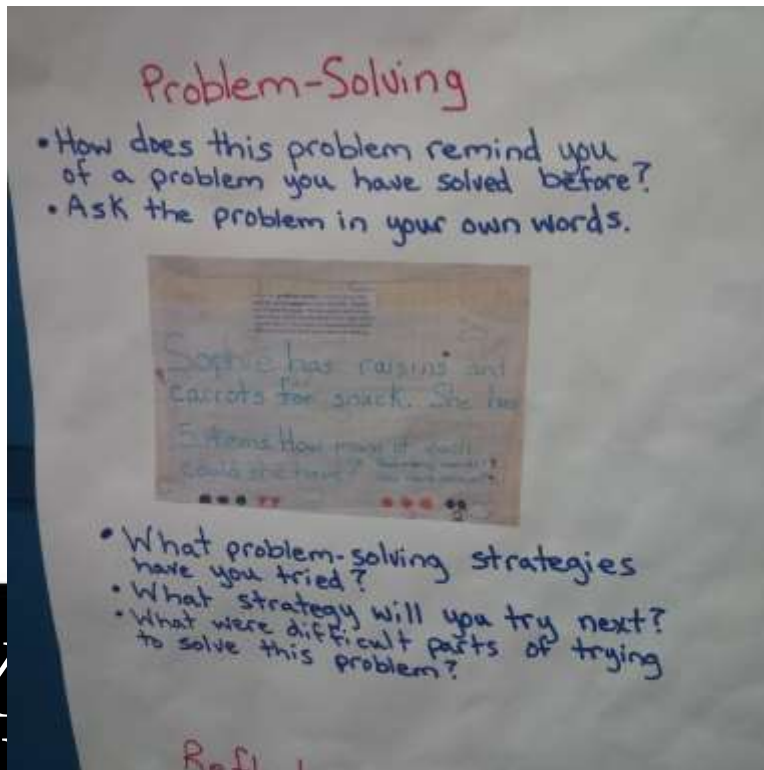


February, 2015



Message from the Principal

January has been a very busy and productive month. We have had our Primary and Junior Stairwells painted, our lunchroom painted and the Woodington entrance painted.

As well, the gym divider curtain has been placed in our gym and classes are enjoying this opportunity to share spaces and play cooperatively.

Our teachers have also been involved in Professional Learning around unit planning and three – part math lessons, as well as guided reading, writing, literature circles and using assessment to create targeted reading groups. As a staff, we have also looked at creating learning goals and success criteria to help students understand what they are learning, why they are learning it and what they have to do to master this learning.

As we are now embarking on our Second Term, we are looking forward to the wonderful learning opportunities that our students will be involved in and are excited to watch them grow as lifelong learners.

Sincerely,
Anastasia Poulis
Principal

Y
Newsletter

Earl Beatty Junior and Senior Public School
55 Woodington Avenue, Toronto, ON M4C 3J6



Earl Beatty Students Learn About Fairness In February



Monthly Newsletter for Parents/Guardians/Caregivers

Fairness

Dear Parent, Guardian, or Caregiver:

Your child is involved in learning activities designed to develop good character and help children make good choices. Our focus this month has been on **FAIRNESS**.

What does fairness mean to you?

Your child can show fairness by:

- playing and working fairly with others in the family
- treating family members with respect and without prejudice
- treating others in the family in the way that they would like to be treated

Questions to discuss with your child:

- What is fairness, and what does it mean to be fair?
- Do you treat others the way you would like to be treated?
- When someone is unfair, how does that make you feel?
- Does equality mean that everyone gets the same, or that everyone gets what they need?

Projects to do together:

- Watch a television program together. Talk about the various ways in which certain characters acted unfairly toward each other. Discuss how the situation could have been avoided.
- Think about something unfair that is happening at home, at school, or in the community. What might be done about it? What would your role be?

Encouraging fairness in your child:

- Listen to your child if he or she has a concern or request. Engage in fair discussion to resolve the issue.
- Show that fairness is important, and that it is crucial to treat others with respect and without judgment.
- Share a situation in which you felt you were treated fairly or unfairly, and describe how that impacted your day.

Thank you for supporting our Character Development program.

BUILD CHARACTER
BUILD SUCCESS

Caring and Safe Schools



From the TDSB's Caring and Safe Schools

Progressive Discipline

As per Policy/Program Memorandum 145, Progressive Discipline and Promoting Positive Student Behaviour, Progressive Discipline is a whole school approach that uses a variety of prevention programs, interventions supports and consequences to address inappropriate student behaviour. Further any intervention of support should build upon strategies that promote positive behavior.

If inappropriate student behavior does occur disciplinary measures should be applied that move the focus of the discipline from being solely punitive to being corrective and supportive. School administrators should utilize a variety of intervention and supports that also take into consideration a student's socio-emotional development as well.

In considering the most appropriate response to inappropriate behaviour a school administrator should take the following into consideration:

- The particular student and circumstances surrounding the behaviour;
- The nature and severity of the behaviour; and
- The impact on the school climate, including the impact on students or other individuals in the school community.

From our Caring, Safe and Healthy School Committee

Attention all Parents

Entry Routines:

- Parents are asked to say goodbye to their children when the bell rings outside
- As a school, we are trying to promote independence and self-regulation in students, especially in Kindergarten
- By January, students should be able to follow their teacher into the school alone
- If students are late and do not come to the school on time with their class, students and parents are asked to follow our Late Procedures and go to the office to pick up a late slip and report student lateness
- If parents are visiting the school, parents are reminded to follow our Visitor Policy and sign in the office and wear a Visitor tag.
- Supervision of students in the morning begins at 8:30 in the back school yard. If your children enter through the front of the school, you must stay with your students until the bell rings. ECEs and EAs are on bus duty and are not supervising students

Thank You for Keeping our School Safe

Transition Grade 8-9



Human Papillomavirus Immunization Information

The Grade 8-9 transition process continues during the month of February. Elementary counselors will continue to facilitate the on-line course selection process through the myBlueprint educational planning tool. Access to technology will be critical to ensure that all students have an opportunity to complete and submit their plan for the coming year.

Important dates for information and action:

Optional Attendance and Course Selection

February 13, 2015

- Students will be informed of acceptance or non-acceptance by the secondary school
- Students are encouraged to notify schools verbally of their acceptance/non acceptance

February 27, 2015

- Deadline for the submission of course selections to secondary schools
- Copies will be retained in the elementary school

Toronto Public Health (TPH) is conducting immunization clinics for the second dose of Human Papillomavirus (HPV) vaccine for Grade 8 girls. Earl Beatty's scheduled immunization clinic is on Monday February 9th, 2015 in the afternoon.

Grade 8 Student Course Selection

Our Guidance Counsellor, Kelley Miller-Caise, will be working with our Grade 8 students on February 18th on course selection for High school.

February is African Heritage Month



February is African Heritage Month

African Heritage Month is a time for TDSB staff and students to learn about and pay tribute to the many ways in which Black Canadians and people of the African Diaspora have helped shape our society, and to recognize the invaluable contributions they have made to our province, country and world.

Throughout the month of February, TDSB schools will engage in local initiatives, and participate in a variety of community events that reflect this history of a people and the countless triumphs and struggles they have experienced over hundreds of years.

Learn more at www.tdsb.on.ca to see what schools are doing to reflect, celebrate and bring to life the rich legacy of the African Diaspora for our diverse local school communities.


February 16, 2015

February 16 is a Statutory Holiday.

There will be no classes on Monday, February 16, 2015 to reflect the province-wide statutory holiday called Family Day.

The holiday occurs on the third Monday in February of each year for the purpose of emphasizing and celebrating the importance of families taking time to be together.

Visit the TDSB public web site at www.tdsb.on.ca to view the school year calendar.





50th Anniversary of the Canadian Flag

February is Kindergarten Registration Month

Kindergarten is the first step in a lifelong journey that will see your child learn, grow, and succeed at the Toronto District School Board. At the TDSB, we know early learners learn best through doing; so our four and five year olds are introduced to math and science through play as part of k-12 STEM programming. To inspire a love for learning, kindergarten classrooms are bustling with inquiry and exploration through science activities, math games, art projects and more. Visit your local school during February to register.

To attend Junior Kindergarten in September, children must turn four-years-old by December 31. To register for Senior Kindergarten, children must be five-years-old by December 31.

All of our schools now offer Full-Day Kindergarten where students will attend Kindergarten for the entire school day. This includes a morning and afternoon schedule and a lunch break. Visit the Kindergarten website to learn more about this program and learn how to prepare your child for school.

Our Welcome to Kindergarten event is on May 28th from 6-7pm for all new Junior Kindergarten and French Immersion Senior Kindergarten students.

February 15, 2015 is the 50th anniversary of the National Flag of Canada.



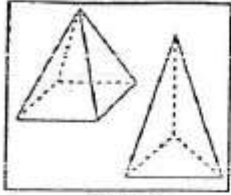
Calendar of Events

- | | |
|----------------|---|
| February 9-12: | Kindergarten Registration |
| February 10: | Report Cards and IEPs go home-please return signed IEP and page 4 of the Report Card to your child's teacher in Grades 1-8 |
| February 13: | PA Day- no school today |
| February 16: | Family Day- no school today |
| February 18: | Earl Beatty is hosting our Leadership Team Meeting for our Family of Schools |
| February 19: | -Cheryl Thornton, storyteller to visit our Primary students
-Angela James, first woman hockey player inducted to the Hockey Hall of Fame to visit our junior and intermediate students |
| February 26: | Pizza lunch |

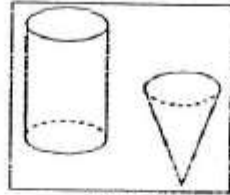
Question 11

Code 40

Alana sorts 4 figures into Groups W and X as shown.

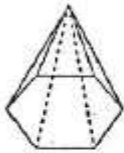


Group W



Group X

In which group should Alana place the following figure?



Explain your thinking.

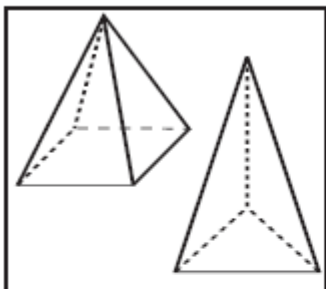
Group W is pyramids and group X is shapes with a circular face. The shape above not grouped is a hexagonal based pyramid.

Alana should place the figure in Group W.

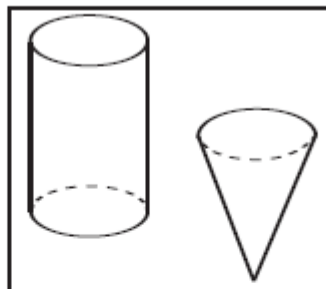
Rationale :

- Problem solving process shows a high degree of effectiveness due to a thorough understanding of the relationship between important elements of the problem
- Compares attributes to both group 'w' and 'x'

Alana sorts 4 figures into Groups W and X as shown.



Group W

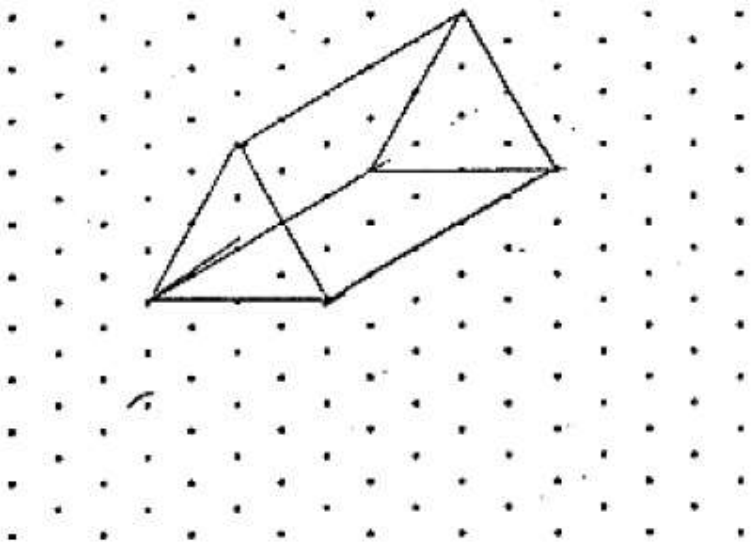
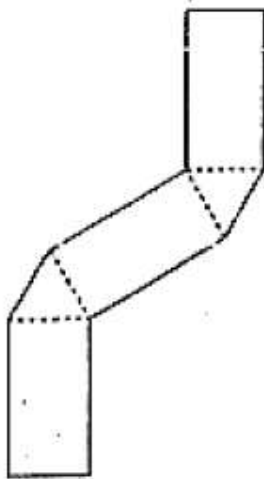


Group X

Question 9

Code 40

Draw the three-dimensional figure that will be created when the following net is folded.
Show all vertices and edges.



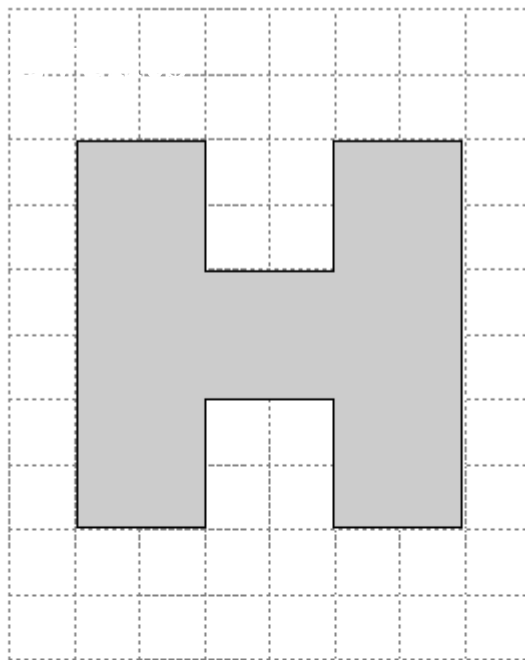
Rationale :

- Application of knowledge and skills of drawing 3D figures shows a high degree of effectiveness
- Appropriately drawn triangular prism using the isometric dot paper- no errors or omissions

Try these new EQAO Sample Questions

Grade 3


Does this shape have any lines of symmetry?



Justify your answer.

Grade 6

Use two transformations of different types to move the triangle on the grid below to a new position. Show both transformations and label M, N and P on the new figure.



Explain your two transformations, using the correct name for each transformation.