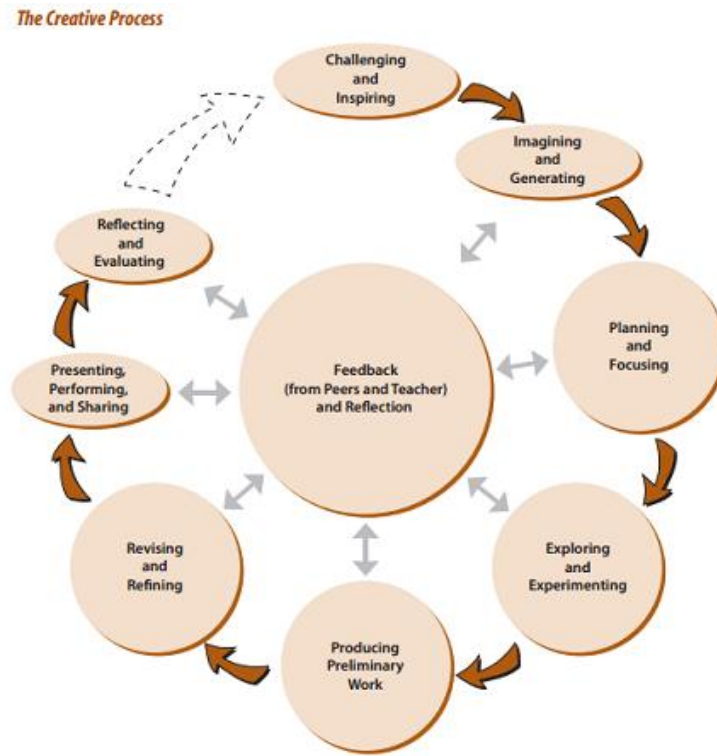


## Plan: How can I help prepare students and myself for a great day of learning?

The **Exploring Natural Textures** program is designed to enrich student understanding of Creative Process (p. 20) by bringing the Grade 1 Arts Curriculum to life through a hands-on, learning experience at Forest Valley Outdoor Education Centre.



### Curriculum Connections:







- [The Arts \(pp. 20,72\)](#)

### Some guiding questions to support effective field trip planning:

- Why did you choose our **Exploring Natural Textures** Program?
- How does it integrate into your classroom program?
  - Is the field trip going to act as a “minds on” engagement where students formulate questions for inquiry?
  - Is the field trip an opportunity for students to gather evidence for an inquiry already in progress?
  - Is the field trip a culminating experience for students to apply their learning?

### Possible Pre-Trip Experiences

- Take a community walk to look for different textured objects
- Collaboratively make a list of words that describe texture (e.g., fuzzy, prickly, bumpy, smooth etc.)
- Explore different uses of wax crayons with your students
- Begin a Know, Wonder, Learn (KWL) chart about natural textures to bring with you to Forest Valley
- Read books related to texture and senses (available from Forest Valley’s Library). Please contact and provide the title and timing for your request. To borrow books please contact Forest Valley OEC ([ForestValleyOutdoorEdCentre@tdsb.on.ca](mailto:ForestValleyOutdoorEdCentre@tdsb.on.ca) or 416-395-5110)



**TDSB Web Resources** (note, these may only be accessible through a TDSB computer):

- [MediaNet](#) (Library & Learning Resources: Senses and Sensation)
- [TDSB's Virtual Library](#).