

Reflect: We Had a Great Trip at Forest Valley...Now What?

“Learning does not end with presentation but rather with reflection, reflexivity, and action. As a function of learning, learners need to position themselves differently in the world: business ought not to go on as usual.” (Harste, 2001, p. 15)
[Pedagogical Documentation Revisited, Literacy and Numeracy Secretariat, Capacity Building, 2015](#)



A field trip to Forest Valley should not end with getting on the bus and going back to the classroom. In order to complete the learning cycle, please engage your students in a learning conversation about the observations that were made during the field study.

If you, your students or Forest Valley Staff made artwork, took notes or photographs of your learning, **share** them, **talk** about them and **make a new plan of action!** Information on accessing Google Drive can be found on [the Frequently Asked Questions section of our website](#).

Guiding Questions to Extend the Learning





- “What did you observe?”
- “What connections can you make to our learning goal?”
- “How do you know you met the success criteria?”
- “What do you still wonder?”
- “Now what?”

Please send photos, videos or written artefacts that document the learning back in the classroom and we will feature them (if you are willing) on our website and at our Open House to help other teachers see how to connect their outdoor learning back in the classroom! Samples of student learning can be sent to ForestValleyOutdoorEdCentre@tdsb.on.ca or via courier to Forest Valley OEC, Route NW11.

Possible Follow-up Activities For The Lorax and Our Local Community:

- Have students respond to the Framing Question through non-fiction writing and / or letters to the Lorax (which can be sent to Forest Valley, courier route NW11)
- Document and publicize positive environmental actions that are being taken in the school community

- Brainstorm, design and carry out a specific environmental action that helps to improve your school and / or neighbourhood community
- Use the format of this program to shape an exploration into another picture book or text that explores themes of activism or social justice
- Use digital photos from the trip to support classroom extensions
- Take a community walk similar to what you did at Forest Valley to assess “What the Lorax might think” about what you see
- Make a map of your environmental assessment to support debriefing and planning your Eco Action
- Explore further literacy connections by reading these titles available to borrow from Forest Valley (ForestValleyOutdoorEdCentre@tdsb.on.ca or 416-395-5110)



TDSB Web Resources (available through TDSB computers):

- [MediaNet](#) (Library & Learning Resources: Grade 1 Living Things)
- [TDSB's Virtual Library](#).