

Reflect: We Had a Great Trip at Forest Valley...Now What?

“Learning does not end with presentation but rather with reflection, reflexivity, and action. As a function of learning, learners need to position themselves differently in the world: business ought not to go on as usual.” (Harste, 2001, p. 15)

[Pedagogical Documentation Revisited, Literacy and Numeracy Secretariat, Capacity Building, 2015](#)



A field trip to Forest Valley should not end with getting on the bus and going back to the classroom. In order to complete the learning cycle, please engage your students in a learning conversation about the observations that were made during the field study.

If you, your students or Forest Valley Staff made artwork, took notes or photographs of your learning, **share** them, **talk** about them and **make a new plan of action!** Information on accessing Google Drive can be found on [the Frequently Asked Questions section of our website](#).

Guiding Questions to Extend the Learning

- “What did you observe?”
- “What connections can you make to our learning goal?”
- “How do you know you met the success criteria?”
- “What do you still wonder?”
- “Now what?”






Please send photos, videos or written artefacts that document the learning back in the classroom and we will feature them (if you are willing) on our website and at our Open House to help other teachers see how to connect their outdoor learning back in the classroom! Samples of student learning can be sent to ForestValleyOutdoorEdCentre@tdsb.on.ca or via courier to Forest Valley OEC, Route NW11.

Possible Follow-up Activities: Grade 2 Protecting Animals and the Places They Live

- The class can walk to another eco system and look for evidence of ways animals have impacted our society.
- Students can create plays/skits/tableaus based around animal interactions and how humans impact the local environment.

- Students may identify and become involved in advocacy around protecting local green spaces (or other connected issue).
- Students may complete the inquiry process around a specific animal at Forest Valley, their school yard or home.
- Students can use a graphic organizer to compare the animals found at Forest Valley with those found in their school yard or at home.
- Borrow a book to support your program from Forest Valley before your trip by contacting:

ForestValleyOutdoorEdCentre@tdsb.on.ca



TDSB Web Resources (accessible on a TDSB computer)

- [MediaNet](#) (Library & Learning Resources: Grade 2 - Living Systems - Animals)
- [TDSB's Virtual Library](#).

For help accessing Google Drive please see our FAQ page on our new website:

- [How To Access Google Drive](#)