

## GRADE NINE COURSE SELECTION INFORMATION

THE **DEADLINE** FOR YOUR ONLINE COURSE SELECTION IS: **FEBRUARY 28<sup>th</sup>, 2018**

Guidance will be visiting my **Period 2** class on \_\_\_\_\_  
(Speak to your **PERIOD 2** teacher for this date)

### **Your package includes:**

An RCI Course Selection Sheet, A TDSB Secondary School Information Guide, and  
a [www.myBlueprint.ca](http://www.myBlueprint.ca) 'Getting Started Guide for Parents and Students'.

Many other resources can be found in the 'Student Resources' section of your [www.myBlueprint.ca](http://www.myBlueprint.ca) account.

### MAKE SURE YOU FOLLOW THESE STEPS:

- ENCOURAGE** your parents/guardians to be involved in the course selection process. Resources may be found in the 'Student Resources/My Files' section of your [www.myBlueprint.ca](http://www.myBlueprint.ca) account – they can create their own [www.myBlueprint.ca](http://www.myBlueprint.ca) account to stay informed about post-secondary possibilities.
- ACCESS** your [www.myBlueprint.ca](http://www.myBlueprint.ca) account early – take your time and create different plans for the next year. When you enter your course choices in [www.myBlueprint.ca](http://www.myBlueprint.ca), make sure they are accurate. Many courses may fill up and you may not be able to change into them at a later date.
- FINALIZE** your course choices on [www.myBlueprint.ca](http://www.myBlueprint.ca) following your Guidance visit and press the **submit** button. The deadline to submit your choices is **February 28<sup>th</sup>**, but why wait?
- PRINT** your [www.myBlueprint.ca](http://www.myBlueprint.ca) SIGN OFF FORM – have it signed by your parent/guardians and return it to your HOMEFORM teacher **ASAP**. This is a very important step to ensure that you receive the courses that you want.

### Suggestions for Math Courses and Possible Pathways in Secondary Mathematics

#### MOVING FROM MFM1P TO MPM2D

To move from MFM1P to MPM2D, students must take a mandatory summer transfer course. This is a .5 credit course and runs for ½ day in July. It is also recommended that students receive a year-end mark in MFM1P of 85% or higher to be successful. Please discuss this move with your Math teacher and a Guidance Counsellor.

#### MOVING FROM MFM2P TO MCF3M

In order to be successful, the Riverdale Math Department recommends that a student should have a minimum mark of 80% in Grade 10 Applied Math.

Grade 9 Students can take **one** Grade 11 Course in Grade 10. More info can be found in the Business and Canadian and World Studies Info sheets in **Resources** section of [www.myBlueprint.ca](http://www.myBlueprint.ca). Students may select one of the following courses:

**BAF3M1**-Accounting      **BTA301**-Applications in Business-The Digital Environment  
**BMI3C1**-Marketing      **BDI3C1** – Entrepreneurship: The Venture  
**CGG301**-Travel and Tourism      **CGF3M1** – Forces of Nature: Physical Processes and Disasters

### **Student Checklist – Have You??**


- Logged into your [www.myBlueprint.ca](http://www.myBlueprint.ca) account?
- In **myBlueprint** added **1 goal, and 1 extra-curricular or volunteer achievement**.
- Selected your Compulsory Courses?
- Reviewed possible Group 1, Group 2, and Group 3 credits (BTT or BBI is your Group 2)?
- Reviewed the RCI Math recommendations and Pathways information?
- Reviewed and considered the different Destination pathways: Apprenticeship, Workplace, College or University?
- Created a plan to have your 40 Community Involvement Hours completed by Gr 11?
- CONFIRMED, PRINTED AND RETURNED YOUR myblueprint SIGN OFF SHEET AFTER YOUR PARENT/GUARDIAN OR CAREGIVER HAS SIGNED IT?**




keep in touch, stay informed.  
TWITTER: Follow us @rciguideance  
FACEBOOK: /rciguideancedepartment



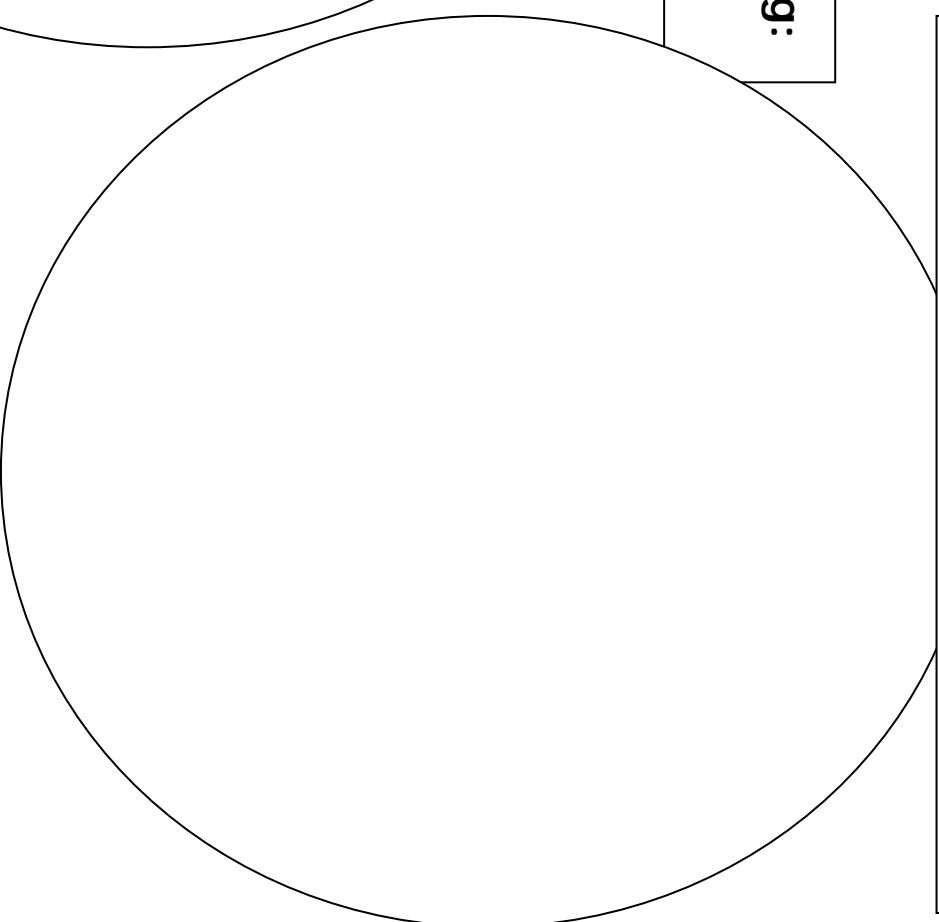
**Compulsory Courses I  
Need? Course Types? (e.g.  
Academic or Applied?)**



**Elective Courses I am interested in taking:**



**Questions I have ... for teachers?  
Departments? Guidance Counsellor**



# RIVERDALE COLLEGIATE INSTITUTE

## COURSE SELECTION 2018-2019

### Important Notes about Course Selection:

- 1) The courses below are being offered for the upcoming school year. Courses will run based on student enrollment.
- 2) There will be Option Selection grade level assemblies in January and every student will be visited for an in-class workshop by a counsellor.
- 3) Courses may **ONLY** be chosen through **www.myBlueprint.ca** during the enrollment window of **February 1 - February 28, 2018**.
- 4) Students and parent/guardians are encouraged to use **www.myBlueprint.ca** to access course information and to begin planning their selections, but should *not submit* their course requests until a counsellor has visited their classroom.
- 5) To complete the course selection process, students must bring the signed Parent/Guardian permission form to their homeform teacher.

CODE	CURRICULUM AREA/COURSE TITLE	PREREQUISITES	CODE	CURRICULUM AREA/COURSE TITLE	PREREQUISITES
<b>Group 2</b>	<b>ARTS</b>	(blank if none)	<b>Group 1</b>	<b>CANADIAN &amp; WORLD STUDIES (CWS)</b>	(blank if none)
AMI101 09 - Music - Instrumental - Band - Open			CGC1D1 09 - Issues in Canadian Geography - Academic		
AMI103 09 - Music - Instrumental - Experienced			CGC1D4 09 - Questions en géographie du Canada - Academic		Extended French
AMS101 09 - Music - Strings - Open			CGC1P1 09 - Issues in Canadian Geography - Applied		
AMS103 09 - Music - Strings - Experienced					
AMV101 09 - Music - Vocal - Open			CHC2D1 10 - Canadian History Since WW1 - Academic		
NAC101 09 - Visual Arts - Expressions of Aboriginal Cultures - Open			CHC2D4 10 - Histoire du Canada depuis la première guerre mondiale - Academic		Extended French
			CHC2P1 10 - Canadian History Since WW1 - Applied		
ADA201 10 - Dramatic Arts - Open			CHV2O1 10 - Civics - Open		
AMI201 10 - Music - Instrumental - Open			<i>(choose CIVCAR when combined with GLC201)</i>		
AMI102 10 - Music - Introductory Instrumental - Open			CHV2O4 10 - Education la Citoyenneté		Extended French
AMI203 10 - Music - Instrumental - Experienced - Open			<i>(choose CIVEXT when combined with GLC204)</i>		
AMS201 10 - Music - Strings - Open			CGF3M1 11 - Forces of Nature: Physical Processes and Disasters - U/C		CGC1D/P
AMS203 10 - Music - Strings - Experienced - Open			CGG3O1 11 - Travel & Tourism: A Regional Geographic Perspective - Open		CGC1D/P
AMS102 10 - Music - Introductory Strings - Open			CHG381 11 - Genocide: Historical and Contemporary Implications - U/C		CHC2D/P
AMV201 10 - Music - Vocal - Open			CHW3M1 11 - World History to the 16th Century		CHC2D/P
AMV102 10 - Music - Introductory Vocal - Open			CIE3M1 11 - The Individual and the Economy - U/C		CHC2D/P
AVI201 10 - Visual Arts - Open			CLU3M1 11 - Understanding Canadian Law - U/C		CHC2D/P
ADA3M1 11 - Dramatic Arts - C/U		ADA20			
AMI3M1 11 - Music - Instrumental - C/U		AMI101 or AMI201/3	CGR4M1 12 - The Environment and Resource Management - U/C		** see below
AMI3M3 11 - Music - Instrumental - Enriched - C/U		AMI101 or AMI201/3	CGW4U1 12 - Canadian and World Issues - University		** see below
AMS3M1 11 - Music - Strings - C/U		AMS101 or AMS201	CHY4U1 12 - World History - The West in the World - U		** see below
AMV3M1 11 - Music - Vocal - C/U		AMV101 or AMV201	CIA4U1 12 - Analyzing Current Economic Issues - U		** see below
AVI3M1 11 - Visual Arts - C/U		AVI10/20 or NAC10	CLN4U1 12 - Canadian and International Law - U		** see below
AWQ3M1 11 - Photography - C/U		AVI10/20 or NAC10	**any 11/12 U/C course in CWS, HSS, ENG		
			<b>Group 1 CLASSICAL, INTERNATIONAL LANGUAGES AND OJIBWE</b>		
AMI4M1 12 - Music - Instrumental - C/U		AMI3M	LWSBD1 Level 2 - Spanish		
AMR4M1 12 - Repertoire (Vocal, Strings, Instrumental)		AMV/AMS/AMI3M	LWSCU1 Level 3 - Spanish		LWSBD
AMS4M1 12 - Music - Strings - C/U		AMS3M	LWSDU1 Level 4 - Spanish		LWSCU
AMV4M1 12 - Music - Vocal - C/U		AMV3M			
AVI4M1 12 - Visual Arts - C/U		AVI3M	LNBOB1 Level 1 - Ojibwe		
AWE4M1 12 - Information/Consumer Design - C/U		AVI3M	LNOC01 Level 2 - Ojibwe		LNBOB
AWQ4M1 12 - Photography - C/U		AWQ3M	LNOD01 Level 3 - Ojibwe		LNOC0
			LNOD01 Level 4 - Ojibwe		LNOD0
<b>Group 2</b>	<b>BUSINESS STUDIES</b>		<b>*All Groups</b>	<b>COOPERATIVE EDUCATION</b>	
BTT101 9 - Info & Communication Technology in Business - Open			COOP2 Cooperative Education - 2 credits		
*BBI101 09 - Introduction to Business - Open			4COOP Cooperative Education - 4 credits *		
			*Coop credits may qualify for up to 2 of any of the additional group compulsory credits		
*BBI201 10 - Introduction to Business - Open * These two courses have the same content - students may take this course either in grade 9 or 10, but not in both.					
BAF3M1 11 - Financial Accounting Fundamentals - U/C			<b>Group 3</b>	<b>COMPUTER STUDIES/TECHNOLOGY</b>	
BDI3C1 11 - Entrepreneurship: The Venture - C			ICS2O1 10 - Introduction to Computer Studies - Open		
BMI3C1 11 - Marketing: Goods, Services, Events - C			ICS3U1 11 - Introduction to Computer Science - U		
BTA3O1 11 - Information & Communication Tech: The Digital Environment - Open			TGJ3O1 11 - Yearbook - Open		
BAT4M1 12 - Financial Accounting Principles - U/C		BAF3M	ICS4U1 12 - Computer Science - U		ICS3U
BBB4M1 12 - International Business Fundamentals - U/C			*IDC4U1 12 - Website Programming and Design - U		ICS2O (strongly rec'd)
BOH4M1 12 - Business Leadership: Management Fundamentals - U/C			* Note - IDC4U1 does not qualify as a Group 3 compulsory credit		

CODE Group 1	CURRICULUM AREA/COURSE TITLE ENGLISH	PREREQUISITES (blank if none)	CODE Group 1	CURRICULUM AREA/COURSE TITLE HUMANITIES & SOCIAL SCIENCES	PREREQUISITES (blank if none)
ENG1D1 09 - English - Academic ENG1L1 09 - English - Locally Developed ENG1P1 09 - English - Applied			HPC301 11 - Raising Healthy Children - Open HRT3M1 11 - World Religions and Belief Traditions: Perspectives, Issues, and Challenges, - U/C HSP3U1 11 - Introduction to Anthropology, Psychology & Sociology - University HSP3U4 11 - Introduction à l'anthropologie, psychologie, et sociologie - University		ENG2D or CHC2D Extended French
ENG2D1 10 - English - Academic ENG2L1 10 - English - Locally Developed ENG2P1 10 - English - Applied		ENG1D ENG1L ENG1D/P	HSB4U1 12 - Challenge & Change in Society - U/C **any 11/12U/C in CWS, HSS, ENG		**see below
EMS301 11 - Media Studies - Open ENG3C1 11 - English - College ENG3E1 11 - English - Essential ENG3U1 11 - English - University		ENG2D/P ENG2P ENG2L ENG2D	<b>MATHEMATICS</b>		
ENG4C1 12 - English - College ENG4E1 12 - English - Workplace ENG4U1 12 - English - University EWC4U1 12 - Writer's Craft - University		ENG3C ENG3E ENG3U ENG3U	MAT1L1 9 - Mathematics - Locally Developed MFM1P1 9 - Foundations of Mathematics - Applied MPM1D1 9 - Principles of Mathematics - Academic		
<b>Group 1</b>	<b>E.S.L.</b>		MAT2L1 10 - Mathematics - Locally Developed		MAT1L
ESLCO8 English as a Second Language, Level 3 ESLDO8 English as a Second Language, Level 4 ESLEO8 English as a Second Language, Level 5		ESLBO ESLCO ESLDO	MFM2P1 10 - Foundations of Mathematics - Applied MPM2D1 10 - Principles of Mathematics - Academic		MFM1P MPM1D OR MPM2HT
<b>All Groups</b>	<b>FRENCH/FRANÇAIS</b>		MBF3C1 11 - Foundations for College Math - College MCF3M1 11 - Functions and Applications - U/C MCR3U1 11 - Functions - University MEL3E1 11 - Math for Work and Everyday Life - E		MFM2P MPM2D or MFM2P MPM2D MAT2L
FEF1D4 09 - Extended French - Academic FSF1D1 09 - Core French - Academic FSF1P1 09 - Core French - Applied			MAP4C1 12 - Foundations for College Math - College MCT4C1 12 - Math for College Technology - College MCV4U1 12 - Calculus & Vectors - University MDM4U1 12 - Math of Data Management - U MHF4U1 12 - Advanced Functions - U		MBF3C MCF3M MHF4U* MCR3U or MCF3M MCR3U or MCT4C
FEF2D4 10 - Extended French - Academic FSF2D1 10 - Core French - Academic		FEF1D4 FSF1D/P	*Students must take MHF4U1 before or at the same time as MCV4U1. Both maths may be taken in a semestered format or MHF4U1 may be taken on its own through the full year.		
FEF3U4 11 - Extended French - University FSF3U1 11 - Core French - University		FEF2D4 FSF2D	<b>Group 3</b>	<b>SCIENCE</b>	
FEF4U4 12 - Extended French - University FSF4U1 12 - Core French - University Note - any grade 10 - 12 French as a Second Language credit may qualify for any of the additional group compulsory credits.		FEF3U4 FSF3U	SNC1D1 09 - Science - Academic SNC1L1 09 - Science - Locally Developed SNC1P1 09 - Science - Applied		
<b>Group 2</b>	<b>HEALTH AND PHYSICAL EDUCATION</b>		SNC2D1 10 - Science - Academic SNC2L1 10 - Science - Locally Developed SNC2P1 10 - Science - Applied		SNC1D SNC1D/P
<b>ACTIVITY COURSES</b>			SBI3C1 11 - Biology - College SBI3U1 11 - Biology - University SCH3U1 11 - Chemistry - University SPH3U1 11 - Physics - University		SNC2D/P SNC2D SNC2D SNC2D
PPL1OF 09 - Healthy Active Living - Female PPL1OM 09 - Healthy Active Living - Male			SBI4U1 12 - Biology - University SCH4C1 12 - Chemistry - College		SBI3U SNC2P
PPL2OF 10 - Healthy Active Living - Female PPL2OM 10 - Healthy Active Living - Male			SCH4U1 12 - Chemistry - University SES4U1 12 - Earth and Space Science - University SNC4E1 12 - Science - Workplace SPH4C1 12 - Physics - College SPH4U1 12 - Physics - University		SCH3U SNC2D SNC2P/2L SNC2P SPH3U
PPL3O1 11 - Healthy Active Living - Coed PAF3O1 11 - Personal and Fitness Activities (Co-ed) PAF3OF 11 - Personal and Fitness Activities (Female-only)			<b>SPECIAL EDUCATION</b>		
PPL4O1 12 - Healthy Active Living - Coed			Note: These courses must be chosen in consultation with your Special Education teacher.		
<b>NON-ACTIVITY COURSES</b>			GLE1O9 09 - Learning Strategies GLE2O9 10 - Learning Strategies GLE3O9 11 - Advanced Learning Strategies GLE4O9 12 - Advanced Learning Strategies		GLE1O GLE2O GLE3O
PLF4M1 12 - Recreation and Healthy Active Living - Leadership - U/C PSK4U1 12 - Kinesiology - University *any 11 U Science or any 11/12 HPE course		any HPE course *see below			
<b>GUIDANCE &amp; CAREER EDUCATION</b>					
GLC2O1 10 - Career Studies - Open (use CIVCAR to combine with CHV2O1) GLC2O4 10 - Exploration des choix de carrière (use CIVEXT to combine with CHV2O4) *GLN4O1 12 - Navigating the Workplace - Open * GLN4O1 qualifies as a Group 1 Compulsory credit		Extended French GLC2O			

**CHOOSE YOUR COURSE THROUGH [WWW.MYBLUEPRINT.CA](http://WWW.MYBLUEPRINT.CA)**

**ONLINE COURSE SELECTION DEADLINE IS FEBRUARY 28.**

**For Parents**

**CREATE YOUR PARENT ACCOUNT**

1. Visit [www.myBlueprint.ca/](http://www.myBlueprint.ca/)
2. Click **Sign Up** in the top right corner
3. Enter your child's school **Activation Key** and click **Create Account**
4. Click **Not a Student? Teachers, Counsellors, and Parents sign up here**
5. Select **Parent/Guardian/Advisor**
6. Fill out the sign up form
7. Click **Create My Account**

**LINK WITH YOUR CHILD (Optional)**

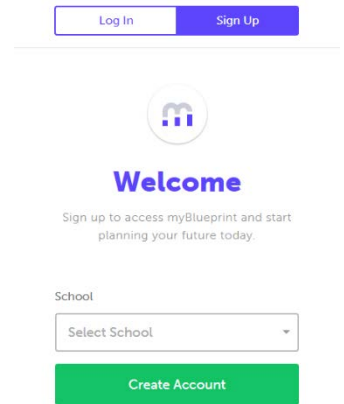
You can link with your child to view their myBlueprint account by following these steps:

1. From the account sign up page, click on **Link to a Student**
2. Enter your child's **email address** associated to their myBlueprint account and click **Find Student**
3. Click **+ Add This Student**

**Don't know your child's email address?**

You can always link to them later by following these steps:

1. Log in to your account
2. Click **Add Student**
3. Enter their email address and click **Search**
4. Once matches are found, click **Send Request**



**For Students:**

**Please Note -- A Guidance Counsellor will be visiting one of your classes in February to help you with this process.**

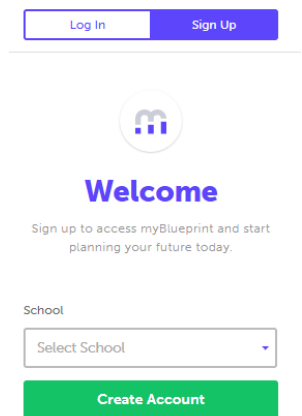
This step-by-step guide will help you complete online course selection using the myBlueprint website.

**EXISTING USER?**

1. Visit [www.myBlueprint.ca/tdsb](http://www.myBlueprint.ca/tdsb)
2. Enter your email and password, click **Login**

**NEW USER?**

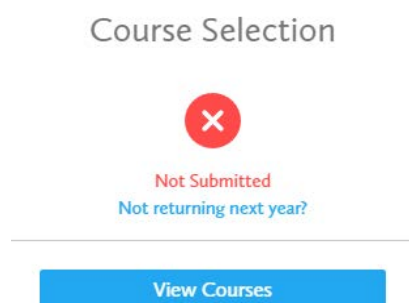
1. Visit [www.myBlueprint.ca/tdsb](http://www.myBlueprint.ca/tdsb)
2. Select **your school** from the drop down list and click **Create Account**
3. Select your grade, click **Continue**
4. Enter your **Ontario Education Number (available on your latest report card or timetable)** and **Date of Birth**, click **Continue**
5. Fill out the sign up form



**COURSE SELECTION**

From your **Dashboard**, click on the **View Courses** button that appears in the **Course Selection** box at the top left. The button will say **Plan Courses** if course submission has not yet been enabled at your school.

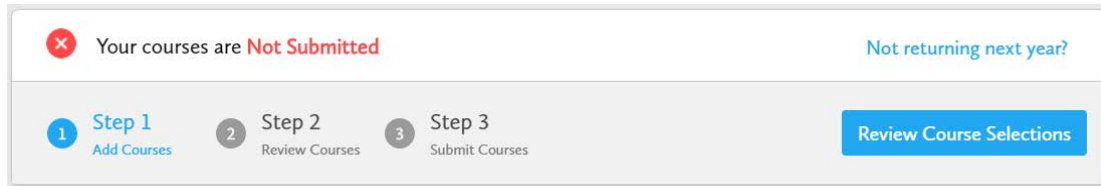
**HINT:** Clicking on **View or Plan Courses** will take you to your **High School Planner** - you can also access this by simply clicking on **High School** from the left hand navigation menu.



### 1) ADD COURSES FOR NEXT YEAR

- In High School Planner, click + **[Course]**.
- In the **Course Selection and Details** screen, explore the available courses.
- Click **Add Course to Plan** when you find the course you want.

The **Graduation Indicator** will help you keep track of your progress. Click **View Progress** for a list of specific graduation requirements.

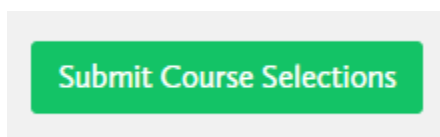


- 2) **REVIEW COURSES** – When you are ready to submit your course selections, click the **Review Course Selections** button and give your course selection one final look over.



If available, you can use the “Add Comments” section to explain any issues to your guidance counsellor (i.e. taking the prerequisite in night school, or summer school)

- 3) **SUBMIT COURSES** – Once you’ve carefully reviewed the **Details** page to ensure that you are meeting the requirements for the courses you have selected and that the courses that appear are correct, click on **Submit Course Selections**.



### 4) PRINT SIGN –OFF SHEET

**NOTE:** The sign-off sheet will show in another tab or window – if it doesn’t show after you’ve click the button, check the pop-up blocker settings for your web browser.



**YOU’RE DONE!** Print and return a signed copy of your **Course Selection Sign-Off Sheet** to your Counsellor or Teacher.

