



March/April 2016



Message from the Principal

I hope everyone is enjoying the fabulous weather which has finally arrived! Spring is in full force and excitement is in the air!

Over the next few months of the school year we will have lots of activities happening. Our Intermediate students will be visiting the Ottawa area for their graduation trip, track and field will begin, badminton competitions are on, school cleanups will occur, spring concert will take place and we will be attending a number of musical performances... as well as have the opportunity to participate in a folkdance jamboree! There are many other events and activities on the horizon, but they are simply too many to list.

Recently we had a very successful eco-night at the school. We would like to thank all the families who supported the school and our students by attending. We would also like to congratulate the eco-team, under the leadership of Ms. Jong, for all their wonderful work and dedication. Well done!

The final 2 months of the school year promise to be very busy, fun-filled and productive at Terry Fox P.S. We would like to thank you for your ongoing partnership with us. All of us working together will provide the best possible educational experience for all our students.

Dean Malvern
Principal

Terry Fox P.S. Newsletter

185 Wintermute Blvd., Scarborough, ON M1W 3M9

<http://schools.tdsb.on.ca/terryfox>



“Around the World” Terry Fox Spring Concert

Music from Ghana, Japan, China, Russia, and
North America.



WEDNESDAY MAY 4th, 2016
6:00 - 7:00pm

Come and enjoy amazing performances from our
Junior Choir
Junior Band
Ms. Lau's Class
7/8 Vocal Class
Senior Band



Please join the Kindergarten Team for our Welcome to Kindergarten evening. You will have the opportunity to meet the teachers and ECEs and rotate through different centres to find out how to help prepare your child for Junior Kindergarten.

When: Thursday May 18, 2016

Where: Terry Fox P. S. in the gym

Time: 4:00-5:30pm

Each parent that attends will receive a Welcome to Kindergarten bag that contains different items such as magnetic letters and a book.

We look forward to hosting the evening for our Junior Kindergarten parents only.



Terry Fox P.S.
185 Wintermute Blvd.,
Scarborough, Ontario
M1W 3M9
D. Malvern (Principal)
M. Leo (Vice Principal)
416-396-6600
B. Veale, Superintendent
M. Wong, Trustee
Email: terryfox@tdsb.on.ca
Toronto District School Board
<http://schools.tdsb.on.ca/terryfox>

Honesty

Student of the Month Recipients March (HONESTY)

Teacher Name	Grade	Student Name
Ms. Ruiz Ms. Li	FDK	Andrew T. Jasmine L.
Ms. Lee Mrs. Bu	FDK	Noah K. Ruixing L.
Ms. Baptista Ms. Hsiung	FDK	Katy C. Jimmy Z.
Mr. Liang Ms. Yu	FDK	Kiana Z. Rita G.
Mrs. Ahn	1	Justin L. & Jeremy L.
Ms. Tran	1	Jia Xiang Z. & Matthew G.
Ms. Jong	1/2	Fiona J. & Leon C.
Ms. Uy	2	Steven W.
Mrs. Kwan	2	En Xian G., Daniel Z. & Kyle Z.
Mrs. VanDerToorn	3	William T. & Rico C.
Mr. Wan	3	Adam W. & Adrian L.
Ms. LePera	3	Coco G. & Alice X.
Mr. Nikolarakos	4	Lisa H., Joy A. & Ivy L.
Ms. Chan	4/5	Jason W. & Jefferey L.
Ms. Lau	5	Oscar, Patrick & Aladdin C.
Mr. Au	5/6	Anson L., Willie G. & Jennie C.
Ms. Chu	6	Gulperi C., & Winni C.
Mrs. Mitra	7	Fang Lei W., Anson C. & Angela C.
Mr. Beveridge	7/8	Gary H. & Sophia M.
Ms. Cameron	8	David M., Vagdevi M. & Garry Y.

Cooperation

Student of the Month Recipients April (COOPERATION)

Teacher Name	Grade	Student Name
Ms. Ruiz Ms. Li	FDK	Cherry L. Carter L.
Ms. Lee Mrs. Bu	FDK	Feonny L. Chloe L Sathrik S.
Ms. Baptista Ms. Hsiung	FDK	Ryan Y. Aditi S.
Mr. Liang Ms. Yu	FDK	Emily F. Allen L.
Mrs. Ahn	1	Olivia C. & Conor G.
Ms. Tran	1	Amy C., Jeremy C. & Elise D.
Ms. Jong	1/2	Jason S. & Aaron S.
Ms. Uy	2	Kelvin J. & Daniel C.
Mrs. Kwan	2	Stephen B. & Mike Z.
Mrs. VanDerToorn	3	Jalen C. & Jennifer P.
Mr. Wan	3	Celine Y., Johnny L. & Katrina L.
Ms. LePera	3	Jason X. & Kevin L.
Mr. Nikolarakos	4	Emmy H., Sophia X. & Joy A.
Ms. Chan	4/5	Jimmy S., Audrey H. & Selina Y.
Ms. Lau	5	Nico, Kiki, David
Mr. Au	5/6	Le Ting P., Jack w. & Benison J.
Ms. Chu	6	Winni C. & Anly L.
Mrs. Mitra	7	Humna E. & Kathleen S.
Mr. Beveridge	7/8	Kain L., Cindy F. & Merdiya G.
Ms. Cameron	8	Winnie L. & Rayyan R.



Pedestrian Safety – Safety Tips for Parents

Children under nine should be accompanied by adults or older children when crossing the street. At this age, their judgment and perceptual skills are still immature, yet they often eagerly try to cross streets on their own in order to demonstrate some independence. Teach your children the rules of the road - start when they're young. Think of it as gradually training your children about safety until all the connections are in place. By the time your child reaches age nine and can act independently, the road safety rules will be second nature.

- Teach children how to cross the street safely. Teach them to stop (before stepping onto the road), look left, right and left again, and listen for traffic before stepping out into the street. Teach children to wait until the street is clear and to keep looking until they have crossed the street. They should also look the driver in the eye before crossing.
- Teach children to recognize pedestrian crossing signals but not rely on them. Before crossing, children should also be sure the traffic has stopped. Remind them to continue across if the light changes to "Don't Walk" while they are in the crosswalk.
- Teach children to be extra alert when crossing at a corner with no traffic lights.
- Teach your children to stop at driveways, alleys and areas without curbs and to never run out onto the street.
- Teach children about the dangers of crossing the street between parked cars or when not at a corner. Children should cross only at corners and pedestrian crosswalks, not diagonally or between parked cars.
- Teach children to respect the role of the crossing guard and to understand his/her signals.
- Teach children that wherever possible they should walk on the sidewalk. In areas without sidewalks, teach children to walk as far away from the road as possible, facing approaching traffic (when there is no choice but to walk on the road).
- Teach children that playing games at railway crossings or around trains can be deadly. Teach children that the only way to cross railway tracks is to use designated railway crossings.

Follow the same rules that you want your child to follow. You may want to cut across the street in the middle of the block, but you want your child to learn to cross at the intersection. Be a good role model.

Reprinted with the permission of Safe Kids Canada. Visit www.safekidscanada.ca for more safety tips on keeping children safe.

The logo for Student OIce features a large, stylized red letter 'S' on the left. To its right, the word 'Student' is written in a bold, black, sans-serif font. Below 'Student', the word 'OIce' is written in a similar bold, black, sans-serif font, with the letter 'i' in lowercase and the 'e' in lowercase. The 'O' in 'OIce' is significantly larger than the other letters in the word.

The school year is nearing the end, but the Student Leader Committee is still hard at work, creating a unique way to end the year. April 13th was International Pink Day, and the students at Terry Fox showed their spirit and support by wearing their pink clothes. Ending off April, we will be having Twin Day, bringing back a 'classic' Terry Fox spirit day.

Students began working on Speech Arts in March. Our in-school competition took place on April 11th, to decide our representatives in the finals. On April 27th, the finals took place at Sir Ernest MacMillan. For the Grade 7s, our contestants were Claire Zhang and Kathleen Sun. Claire won first place, and Kathleen received a participant certificate. For the Grade 8s, our representatives were Rayyan Rahman and Sejal Pamnani. Rayyan placed second, and Sejal received a participant certificate. Congratulations to our brave students!

As of May, we have not decided on a spirit day, but we can assure everyone that we have the greatest minds working on this. We are working on a dance in June, and we are hoping to invite the Grade 6s.

During the course of May 11th to the 13th, 50 intermediates will be going on a trip to Ottawa. Throughout the three days, they will be participating in a number of activities. The students will first see Fort Henry in Kingston on the way to Ottawa. Next they would be able to explore the Museum of Nature. They would also get a walking tour of the city. On the second day they will get a tour of Parliament Hill, and participate in a mysterious rally. Next up would be the RCMP stables. Finally, the students will end the day off at an arcade called Fun Haven. On the last day, the students will visit the Canadian War Museum, and then end their trip at the Rideau Centre.

This year for June, we will be selling freezies to help continue our fundraising for our intermediate yearbooks, and the DJ for the Graduation Dance, so cross your fingers and hope that the weather is hot! We are looking forward to our annual Play Day, where the whole school is involved in activities.

The Student Leader Committee is always bursting with new ideas and maybe one of those ideas will 'pop-up' and make this year even better!

– Sejal and William

Name: ERIC

Write your recount here. Remember to check your spelling, grammar and punctuation.

On April 26th, 2016 my class and I went to pioneer Village and we experienced what life is like as a pioneer. First, we went into a loghouse our boss that leads us made some scone for us it tasted like the bread that my class made with Mr. Saras. We also got to see a musket which is a gun if you didn't know. After, we went to the common school it was really strict and scary and we got to write on chalk boards, the girls always went first because it was a rule in the 1800's. Then, we went to visit the general store it actually had electricity, our boss told us that you had to pay for your mail and you had to open your mail in front of the storekeeper. And then, she would tell everyone what the mail said. I think life would be very very difficult for the pioneer I sure wouldn't want to be living at the pioneer time.

Trip to Pioneer Village

Name: Kimi

Write your recount here. Remember to check your spelling, grammar and punctuation.

Yesterday Mrs. Lepera's class went to Pickering Pioneer Village Museum. We went because we were studying about how the pioneers lived.

First, we went to the schoolhouse. Teachers were very strict and there were lots of rules. If you break a rule you get hit with a stick a certain amount of times. Girls sat on 1 side, boys sat on the other.

Next, we went to the 1st early settler house. It only had 1 room and it was really small. They have a fireplace and a gun by the door for hunting and safety.

Finally, we went to the general store. Pioneers didn't have a lot of money, so they traded instead. They also picked up

mail there but you have to pay to pick it up.


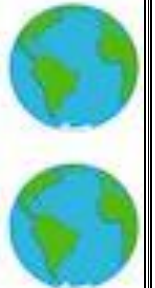



It was fun exploring the houses of early settlers and how they lived.





**THANK YOU FOR COMING
TO ECO FAMILY NIGHT!!!**





The Day Full of History and Art

April, 13, 2016, the day full of art, history, and museums. It was a regular day for Ms. Chu and Mr. Au's class. But little did they know, that after this trip, their heads would be full with new learned history and art.

As the bus pulled in at the front of the school, everyone was getting ready for the 30 minute long drive. Once we boarded the bus, we were off! Off to a great day waiting for us. After about 20 minutes, we could see the faint silhouettes of the many buildings that were waiting for us, in Downtown, Toronto. After 5 more minutes, we could see the tower that Toronto is known for, the CN tower. But that's not what we were there for, so we stopped in front of the Royal Ontario Museum and made our way into it.

Once we made it inside, the first thing that we did was to climb up a lot of stairs. By a lot, I mean climbing to the highest floor of the museum and starting there. Many of us were panting and out of breath when we reached the top. But that passed over pretty quickly when we entered the first exhibit, and many of us were amazed by what we saw. For some of us, it was our first time at a museum!

The 1st exhibit had many objects from the ancient times. For example, there were many jewelry pieces, which made us have a sense of what jewelry was like long ago. For Ancient Egypt, there were many models of the pyramids. Also, there were tiny figures of people working around in their daily lives in ancient Egypt. For Ancient Greece, we saw many hermas, which are statues with only the head and the torso. When we were done with this exhibit, we were off to the second one!

The 2nd exhibit was full of all different kinds of animals. Inside, there were many models of all the creatures. With all the realistic details, you actually could have been mistaken that one was real! One part of this exhibit was the bat cave. It was made so realistic that some people were actually scared of going inside it. Inside, there were many realistic bats and other things you would actually find in a real cave. Another part of this exhibit was the Discovery Centre, a hands-on section. Many of us tried on different clothes such as Japanese kimonos, a knight's armour, and many more! Also, in the discovery centre, there was a place where we could "dig" for "dinosaur bones" by using brushes to brush the sand away to reveal a "dinosaur bone". Also, there was a teepee from the First Nations where we could sit inside and read different books about the First Nations people. While the discovery centre in this exhibit was very entertaining, we had to move onto the next one.

In the 3rd exhibit, there were many things related to the First Nations people and the Aboriginals. There were many models of the clothes they used to wear, kayaks, and all different types of art (e.g. Paintings, statues, etc.). In this exhibit, there was also a "movie theatre". Inside, there was a large tv which was playing a video that taught you more about the First Nations. When we were done with this exhibit, we were off the our last one of the morning!

To end our trip at ROM, we looked at dinosaur bones. Some real and some fake, some large some small. There were many different sizes and shapes of dinosaurs. It was very interesting to look at, and to remember that they once were on planet earth just like we are now. After looking at all the exhibits, we made our way back downstairs for lunch. But our trip wasn't over just yet, we were off to the next museum right after lunch.

When we finished lunch, we made our way to the Gardiner museum. Many of us were amazed by the second we walked in. The museum was full of many pieces of art, which were all made out of clay. We settled down and sat on the carpet, while one of the workers from the museum explained and talked about all the clay art pieces in the museum. We learned that different First Nations groups made their clay art in different ways, and that you could identify them if you looked closely. Also, she explained that the clay could be in different colours, such as red, brown, and white. It all depends on how much minerals are in the clay. After we talked a bit more clay, we made our way downstairs to make our own clay masks.


When we made it downstairs, there was a professional clay artist who was going to help us with our masks. The first step was to cut the clay that we were supplied with into $\frac{2}{3}$, and save $\frac{1}{3}$ for details. Then we used the $\frac{2}{3}$ of the clay to make the face of our mask. To attach details on our masks, we had to score the part where we wanted to attach the piece of clay, and use "glue" (a mixture of clay and water) to stick it on. Scoring is when you use one of your tools to scratch the clay so it would stay on better. When everyone was done with their masks, we placed all of them into a box, and when we got back to school, we fired them.

The trip was coming to an end, everyone boarded the bus and got ready to go back to school. As the bus slowly left both museums, we waved good bye and hoped that we would have a chance to come back to both museums. As we pulled away from all the buildings in Downtown, Toronto, the trip was officially over. However, once we got back to school, we fired the masks and they were our memories of the day full of art and history.

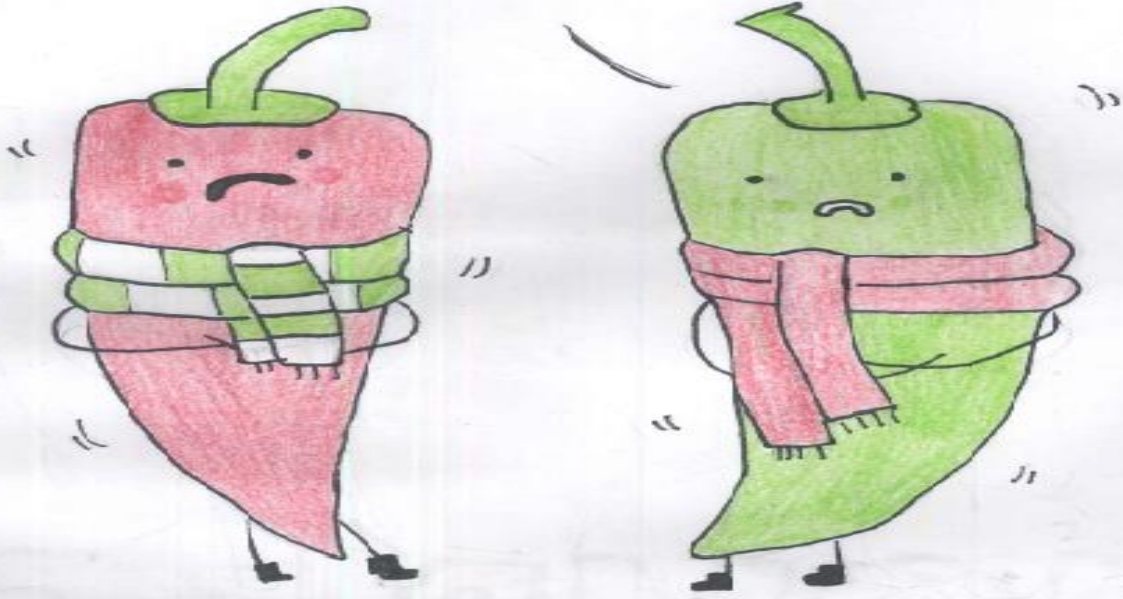
-Katherine W., Gr.6



Just For Laughs.....




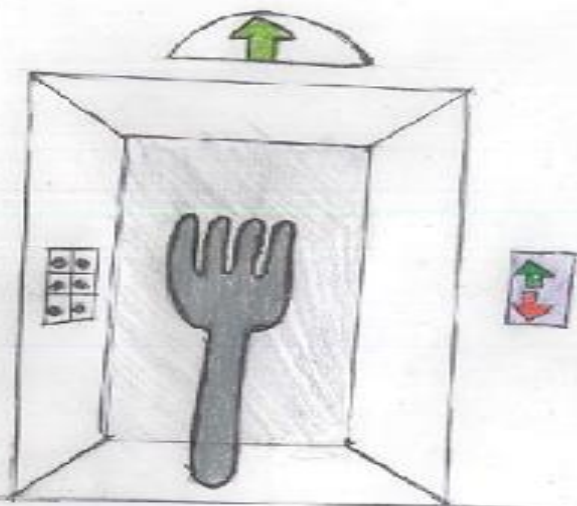
BRRRR!




CHILLY PEPPERS

LOL... YOU CRACK ME UP






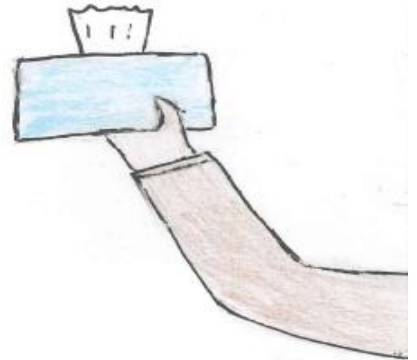
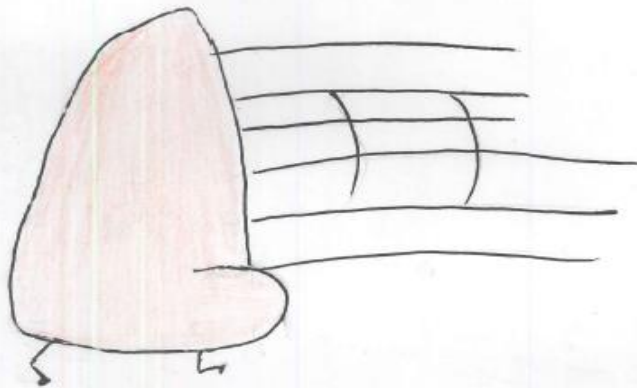
FORKLIFT




HUHI... THAT'S ODD



Running Nose



Why does this keep happening?



I DON'T WANNA



TACO'BOUT IT

