


Test Instructions

There are four test booklets—two *Question Booklets* and two corresponding *Answer Booklets*. The following instructions will appear on the cover pages of the OSSLT. Make sure that you understand these instructions before you write the test.

Question Booklet Instructions

11XXX_Q

Booklet 1

Do not change the barcode or digits on this document.

821 11201 00 555555 10 2010
School ID Grade Package #

QUESTIONS

Ontario Secondary School Literacy Test (OSSLT)


Follow along as your teacher reads the instructions.

- ✓ Check the identification numbers of the *Question* and *Answer* booklets to see that the final 12 digits all match. If they do not, report the problem to the teacher in charge.
- ✓ Check the pages of your *Question* and *Answer* booklets to see that they are in order. If they are not, report the problem to the teacher in charge.

Note:
You are not permitted to use cellphones, audio- or video-recording devices, or e-mail or text-messaging devices during the assessment. Exceptions may apply in accordance with EQAO guidelines.

**No work in this booklet
will be scored.**

Education Quality and
Accountability Office



Continue to follow along as your teacher reads the directions on the cover of *Answer Booklet 1*.

This is a secure document. Reproduction and/or publication of this document is strictly prohibited.

■ ■ ■ ■ ■

■ ■ ■ ■ ■


■ ■ ■ ■ ■

■ ■ ■ ■ ■

11XXX_A

Booklet 1

Do not change the barcode or digits on this document.



821 11201 00 555555 10 2010

School ID Grade Package #

ANSWERS

Ontario Secondary School Literacy Test (OSSLT)

INSTRUCTIONS

Attempt all questions. If you leave a question blank, the question will be scored zero.

Use only pencil or blue or black pen.

Answering Multiple-Choice Questions

Choose the best or most correct answer for each question.

To indicate your answer, fill in the circle completely, as shown below.

Like this: ● Not like this: ⊗ ✓ ◐ ⊙

If you fill in more than one circle for a question, the question will be scored incorrect.

To change a multiple-choice answer, erase or cross out your answer and fill in the circle for your new answer. Ensure that your final answer is clear.

Answering Open-Response Questions

For the writing sections, pay attention to clarity, organization, spelling, grammar and punctuation.

The lined space in this booklet indicates the approximate length of the response expected.

Provide ALL your answers to multiple-choice and open-response questions in this booklet.

Space is available for rough notes.

Education Quality and Accountability Office



You are now ready to start the test.

This is a secure document. Reproduction and/or publication of this document is strictly prohibited.



Answer Booklet Instructions

Reading Skills

The test has multiple-choice and open-response questions that focus on the reading skills required in school and daily life:

- understanding explicitly (directly) stated ideas and information;
- understanding implicitly (indirectly) stated ideas and information and
- making connections between information and ideas in a reading selection.

Reading Selections

The reading selections include the following: an information paragraph, a news report, a dialogue, a real-life narrative and a graphic text (e.g., a diagram). They vary in length from a single paragraph to the equivalent of two pages.

Tips for Reading

General Strategies

- Manage your time so that you complete all sections of the test.
- Read the questions first. This will help you predict what the reading selection is going to be about.
- Skim the selection and then read it again, closely.
- Underline or highlight important information and ideas as you read.
- As you read, think about what you are reading and ask yourself questions about it.
- Try to “see” what you are reading; some readers say this is like running a video or movie in their heads.
- Look for links between what you are reading and prior knowledge and experiences you have had.
- If you read a word you don’t understand, look for a root word that you know inside the larger word; look for prefixes and suffixes.
- If you still don’t understand the word, read to the end of the sentence and look for clues to the word’s meaning. Try reading the sentences before and after the sentence to see if you can find the meaning from the context.
- If a long sentence has you confused, reread it and try to put it into your own words.
- If you are having trouble understanding an idea, either read on until the meaning becomes clearer, or stop and reread.

Strategies for Multiple-Choice Reading Questions

- Read and reread the question carefully.
- Read the four answers and eliminate any answers that are incorrect.
- If necessary, reread the relevant parts of the selection to choose the best or most correct answer.
- Record your answer in the *Answer Booklet* as described in the test instructions.

Strategies for Open-Response Reading Questions

- Read and reread the question carefully.
- Keep your answer within six lines.
- Answer the question using specific and relevant details and information from the reading selection.
- Make connections between the ideas and information in the reading selection.
- Reread your response to ensure you have answered all parts of the question, and correct any errors you notice.

Make sure you write all your answers in the *Answer Booklet*. Nothing you write in the *Question Booklet* will be scored.

Writing Skills

The test has short- and long-writing tasks, and multiple-choice questions that focus on three writing skills required in school and daily life:

- developing a main idea with specific supporting details;
 - organizing information and ideas in a coherent manner and
 - using conventions (syntax, spelling, grammar, punctuation and usage) in a manner that does not distract from clear communication.
-

Tips for Writing

It is important that you follow the instructions and write in the required form. Read the assigned topic for each task carefully before you begin to write. Make sure your work is on topic and is in the required form. For the long- and short-writing tasks, use full and correctly written sentences.

A. Long-Writing Tasks

- One of the tasks is writing a **news report** based on a picture and headline provided. Make up facts and information to answer the questions Who? What? Where? When? Why? and How? and write a one-page report on the event. Your audience is an adult reader of a newspaper.

Strategies for the News Report

- Look closely at the headline and picture. Think of an event that relates to them.
 - Make up the information and facts as you answer some or all of the following questions: Who? What? Where? When? Why? How?
 - Pretend you are writing for a newspaper, not for a radio or television station.
 - Do **not** write an advertisement, for example, as that is not the form of writing required.
 - Write your report using the third person.
- The other long-writing task is a **series of paragraphs** expressing an opinion on a given topic. Develop your main idea with supporting details (proof, facts, examples, etc.), and write a minimum of three paragraphs on the two pages provided for your response. You are encouraged to fully develop your opinion with supporting details, and you should write approximately two pages. Your audience is an adult who is interested in your opinion.

Strategies for the Series of Paragraphs

- Read the topic question and decide what position you will take in your response.
- Clearly state your opinion at the beginning or end of your response.

- Include in your response an introduction, the development of ideas in one or more paragraphs and a conclusion.
- Support your opinion with reasons and relevant examples or facts.
- Make sure the divisions between paragraphs are clear.

B. Short-Writing Tasks

These tasks give you the opportunity to use your knowledge and personal experience while demonstrating your writing skills.

Strategies for Short-Writing Tasks

- Read and reread the question carefully.
- Think of links between the topic and your knowledge and personal experiences.
- Develop **ONE** main idea using specific details and relevant information.
- Reread your response to ensure you have answered all parts of the question, and correct any errors you notice.

C. Multiple-Choice Questions

These multiple-choice questions give you the opportunity to demonstrate your knowledge of the three writing skills.

Strategies for Multiple-Choice Writing Questions

- Read and reread the question carefully.
- Read the four answers and eliminate any that are incorrect.
- If necessary, reread the question to choose the best or most correct answer.