





Oral Language Fun: April 2020



Sunday	Monday	Tuesday	Wednesday	Thursday	Friday	Saturday
			1 	2 Have your child retell the <i>beginning</i> of a story, the <i>middle</i> , and the <i>ending</i> .	3 Act out a familiar story using puppets or toys.	4 Read a story up to a certain point and ask your child to predict what might happen next.
5 Talk about how the characters in a story feel and why they might feel that way. Ask your child how they would feel as that character.	6	7 In your home language talk about the cover page of the book, author, illustrator, title and pictures.	8 	9 Read or tell a story and stop at different points to review what has happened thus far. Use sequencing terms, such as <i>first</i> , <i>then</i> , <i>in the end</i> .	10 Good Friday	11 Talk about the patterns of stories (e.g., <i>beginning</i> : characters and a problem are introduced, <i>middle</i> : a sequence of events occurs, <i>ending</i> : the problem is resolved).
12 Consider signing out books online, e-audiobooks or downloading the <i>Overdrive</i> app to access the library's electronic books.	13 Easter Monday	14 Consider purchasing, interactive stories on the iPad such as: "Cinderella" & "The Three Little Pigs" by Nosy Crow.	15 	16 Stories are available for iPads and on websites (e.g., International Children's Digital Library). Read in your home language.	17	18 After hearing a story several times, have your child "read" the pictures to someone else and retell the story.
19	20 Enjoy family reading time. Pick a time every day to read together.	21 	22	23	24 Ask your child questions about the story: <i>who</i> , <i>what</i> , <i>where</i> , <i>when</i> , <i>why</i> , and <i>how</i> .	25
26 Create your own story on the iPad using "Story Wheel Lite" by EverAge or "Toontastic" by Google LLC	27	28 Read a familiar story and talk about why the characters did the things they did.	29	30		

