

Cedarbrae Collegiate Instruction Sheet – Online Course Selection Guide for Students Not Returning

This step-by-step guide will help you complete online course selection using the myBlueprint website.

Complete this process between February 12th to March 1st, 2024

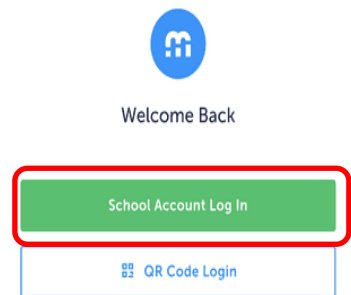
1) VISIT <https://schoolweb.tdsb.on.ca/cedarbraeci/Guidance/Course-Selection>

Click on the myBlueprint link.



2a) **EXISTING USER:** If you have used myBlueprint before and have an existing account.

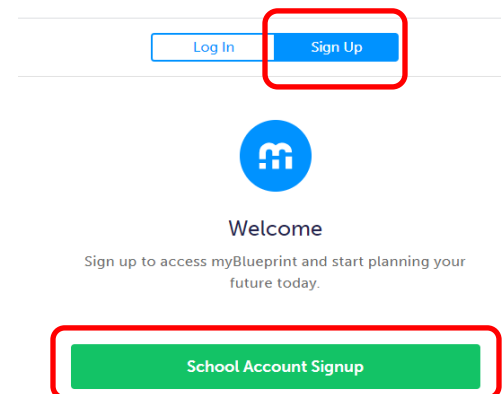
- Select School Account Login and login with your TDSB credentials (The same way you would log into a school computer)
- If you have not logged in like this before, follow the instructions that come up on the screen



2b) **NEW USER:** If you are a New myBlueprint User or New to the school, you are

required to create a new account. You can create an account by following these steps:

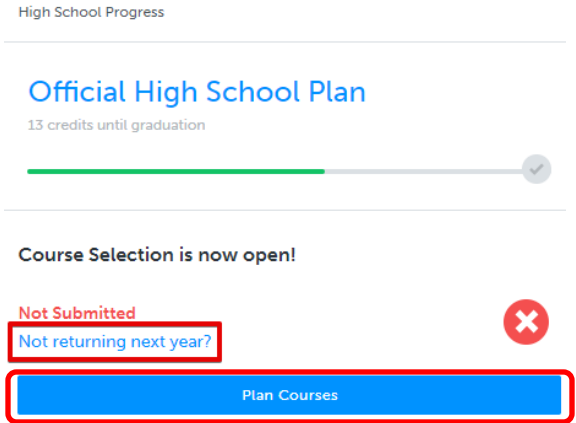
1. Click on the myBlueprint link www.myBlueprint.ca/tdsb.
2. Click **School Account Login**, if you see that button, and log in with your school username/password (same as you would use to log in on a school computer)
3. Don't see a School Account Login option? Click **Sign Up**
4. Select **your school** from the dropdown list and click **Create Account**
5. Select **Students** and click **Continue**
6. Select your grade, click **Continue**
7. Enter your **Provincial Education Number (i.e., OEN you can find this on your report card)** and **Date of Birth**, click **Continue**
8. Fill out the sign-up form and click **Create Account**



Cedarbrae Collegiate Instruction Sheet – Online Course Selection Guide for Students Not Returning

3. Not returning next year.

- 1) From your **Dashboard**, click on the **Not returning next year?** button that appears in the High School Progress box.



OR From your **Dashboard**, click on the **Plan Courses** button that appears in the High School Progress box. The button will say **Plan Courses** if course submission has not yet been enabled at your school.

Click on **Not returning next year** button that appears at the top of the High School Plan.

High School

Plan Courses

📖 Cedarbrae Collegiate Institute

⊗ Your courses are **Not Submitted**

[Not returning next year?](#)

Cedarbrae Collegiate Instruction Sheet – Online Course Selection Guide for Students Not Returning

2) Select the option that suits your pathway and press confirm



Not returning next year?

Let us know where you're headed by selecting an option below.

Courses you have added for next year will not be submitted.

<input type="radio"/> Apprenticeship
<input type="radio"/> College
<input type="radio"/> University
<input type="radio"/> Workplace
<input type="radio"/> New School

Confirm

YOU'RE DONE!