



User Guide for Parents



Website: <https://busplannerweb.torontoschoolbus.org>

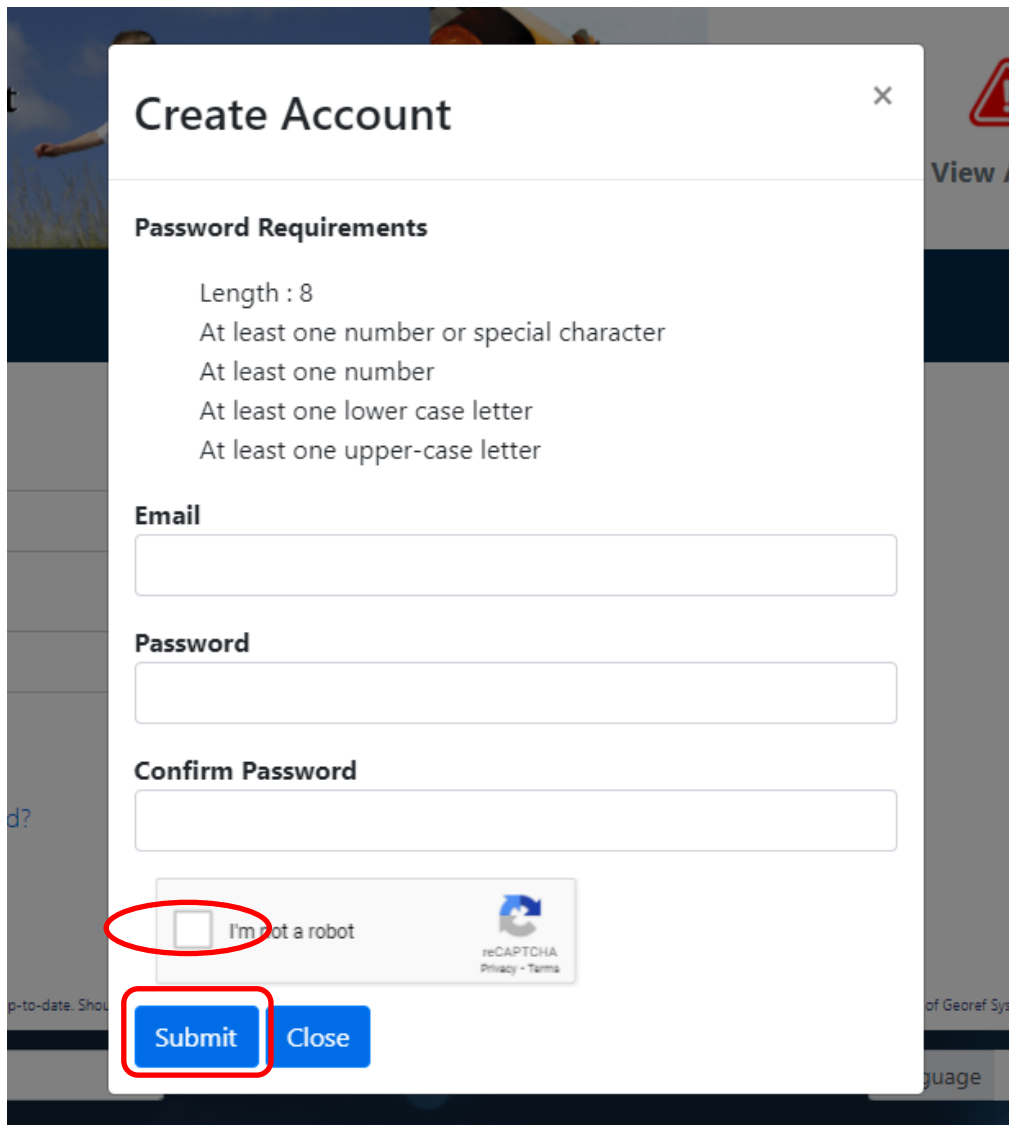
Click on **Parent Portal**.

Log In if you have already created an account otherwise click on **“Create Account”**



Enter your email address and follow the password requirements to create a new account.

Select **“I’m not a robot”** and click on **“Submit”**



The image shows a 'Create Account' modal window. It includes a 'Password Requirements' section with the following text: 'Length : 8', 'At least one number or special character', 'At least one number', 'At least one lower case letter', and 'At least one upper-case letter'. Below this are three input fields for 'Email', 'Password', and 'Confirm Password'. At the bottom, there is a reCAPTCHA widget with the text 'I'm not a robot' and a 'Submit' button. Red circles highlight the checkbox for 'I'm not a robot' and the 'Submit' button.

You will receive an email from scheduledJobs.BusPlanner@tcdsb.org and click on **“confirm”** to receive notification emails.

NOTE: Check your SPAM or JUNK folder if the e-mail does not arrive in your INBOX

Enter your credentials (Email address and Password) on the parent portal and click on **“Log in”**



Home Can I Ride a Bus?

Log In

Email

Password

Remember me

Log In

[Forgot Your Password?](#)

[Create Account](#)

Click on “Add Student” on the next screen and enter the student information. Click on “Add Student”

A screenshot of the 'Add Student' form. The form is a white modal window with a close button (X) in the top right corner. It contains the following fields:

- OEN # (Found on your child's report card)**: Input field with value '123456789'.
- Birth Date**: Input field with value '2009-04-01'.
- Street Number**: Input field with value '234'.
- School**: Dropdown menu with value 'GRACEDALE PS - 186 GRACEDALE BLVD' and a close (X) button.

At the bottom of the form, there are two buttons: 'Add Student' (circled in red) and 'Close'. In the background, the app interface is visible, showing the 'Toronto Student Transportation Group' logo, a 'Parent' dropdown menu, and a 'Students' section with an 'Add Student' button (circled in red) featuring a person icon with a plus sign.

NOTE: Add OEN # (9-digit Ontario Education Number student ID without hyphens), Birth Date (format YYYY-MM-DD), Street Number only of your home street (not the street name) and School name.

If you get “**Invalid login information**” message, then please confirm the information entered is correct.

For **Kindergarten students**, you will have to wait to get your OEN #. You will not be able to set up a student without the OEN #

The student Transportation information is displayed once the student is added successfully.

My Students

Name



Transportation

School
 GRACEDALE PS - 186 GRACEDALE BLVD

Grade
 3

Eligibility
 Bussed

Travel Code
 DIST: Eligible due to Distance

Met at Bus
 No

To School

Time	Stop	Time Of Day	Route	Operator	Starting	Ending	Seat
7:39 AM	██████████	AM Pickup	CSW045 1	Switzer Carty (905) 361-1084	2021-09-09		4C
7:54 AM	SCH: GRACEDALE PS -186 GRACEDALE BLVD	AM Dropoff	CSW045 1	Switzer Carty (905) 361-1084	2021-09-09		4C

From School

Time	Stop	Time Of Day	Route	Operator	Starting	Ending	Seat
2:45 PM	SCH: GRACEDALE PS -186 GRACEDALE BLVD	PM Pickup	CSW045 1	Switzer Carty (905) 361-1084	2021-09-09		4C
2:56 PM	██████████	PM Dropoff	CSW045 1	Switzer Carty (905) 361-1084	2021-09-09		4C

Information

To PDF




Click on "My subscriptions"
My Students


Name


[Transportation](#)


[Information](#)

[To PDF](#)

 **Add Student**

 **My Students**

 **My Subscriptions**

 **Where's My Bus?**

Confirm "Receive General Notices" is checked to receive alert messages and click on "Save Changes"

Current Schools

School
GRACEDALE PS - 186 GRACEDALE BLVD

[+ Add a School](#)

General Notices

General Notices are alerts that are intended for all subscribers, not specific schools or routes.

Receive General Notices

[Save Changes](#)

 **Add Student**

 **My Students**

 **My Subscriptions**



NOTE: “Where’s my bus?” tab will allow you to see the bus in real time if the bus operator has the correct vehicle attached to your route.

If you need help setting up or accessing the site, please send an e-mail to support@torontoschoolbus.org

