

# Post-Secondary Planning



# Pathways



**Be sure to research all pathways**

**There are many routes that will lead to your destination!**

# Websites

- University website: **[electronicinfo.ca](http://electronicinfo.ca)**
- College website: **[ontariocolleges.ca](http://ontariocolleges.ca)**
- Ontario University Application Centre: **[ouac.on.ca](http://ouac.on.ca)**



# Don Mills C.I. Post-Secondary Fair

**Wed. Nov. 14, 2018 2:30 pm – 4 pm**

**Come and speak with university & college  
representatives to get all your questions  
answered!**

# Supplementary Application

- an additional application required by some programs
- normally due shortly after OUAC application is submitted
- may cost an additional fee
- may ask you describe your extra-curricular and community involvement; leadership experience
- may ask for a teacher reference and/or reference letters
- may be accessed through university portal – activated after your OUAC application is submitted



# Kinesiology

Queen's University

★ ★ ★ My Rating    ✓ Compare

- Overview
- Admission
- Requirements**
- Contact

## Prerequisites

- ENG4U
- SBI4U
- MHF4U
- Two of MCV4U, SCH4U, SPH4U
- PSK4U or PSE4U is highly recommended

## IB and AP Requirements

- [IB Admission Information](#)
- [AP Admission Information](#)

## Additional Admission Criteria

Submit your Personal Statement of Experience (PSE) and Supplemental Essay (SE) as early as possible. Queen's will begin to make offers of admission starting December 1 to competitive applicants with a complete application. You will be considered for an offer of admission once you complete all the items on your to-do list on SOLUS.

February 15 is the due date for the PSE and SE. Your admission application will

## Find a Program


☐ Show Advanced Search Options

SEARCH ALL PROGRAMS

## Browse Programs

 Browse All Programs

 Browse by Category

 Browse by University

## Discover Other Options

Collaborative University and College Programs [PDF]

Programs Requiring Prior University Study

Ontario Postsecondary Transfer Guide (ON Transfer)

# Language Requirements

If you have **not**:

- resided in an English-speaking country for at least 4 years prior to September 2019 OR
- attended an English-language school system for at least 4 years prior to September 2019
  - Check if the institution requires 4 school years or 4 calendar years

you **may** be required to submit an English Proficiency Test like TOEFL (in addition to completing ENG4U)

- Check the Language Requirements of the university program
- <http://www.electronicinfo.ca/programs/337>
- <http://www.electronicinfo.ca/programs/190>

# Students with Learning Disabilities and Special Needs

- All universities provide supports for students with special needs
- Students normally contact the appropriate office after offer of admission is accepted
- Accessibility Services, Disability Centre



# Course Codes Clarification

- ✓ U = university
- ✓ M = college or university
- ✓ C = college
- ✓ O = open\*

*\*universities will not consider C or O-level courses in your top six admission average*

Don Mills Collegiate Institute

Student Name: \_\_\_\_\_ Legal Name: \_\_\_\_\_  
 Student Number: \_\_\_\_\_ OEN: \_\_\_\_\_ Gender: \_\_\_\_\_ Status: Active  
 Date of Entry: \_\_\_\_\_ SES: ☐ Lang.Instr.: English Comm. Hrs: 40  
 Birthdate: \_\_\_\_\_ Cohort: 20112012 First Lang.: \_\_\_\_\_ Telephone: \_\_\_\_\_  
 Entered OSS After Gr.9: ☐ Mature Student (PLAR): ☐ OYAP: ☐ Lit. Test Stat./Req.: Eligible/Successfully Completed in English  
 34 Credits Status: \_\_\_\_\_ HRM: \_\_\_\_\_  
 Oct - Exempt / Cohort  
 Mar - Exempt / Cohort

## COMPULSORY CREDITS

## COMPLETED COURSES

Course	Earned Credit	Mark	Req. Area	Comp. Credit	Repeat on 6	TRANSCRIPT		
						Part 1/2	Eligible	Date
AVI10	1.00	87	Arts	1.00	<input type="checkbox"/>		<input checked="" type="checkbox"/>	2012 02
AVI20	1.00	93	Group 2	1.00	<input type="checkbox"/>		<input checked="" type="checkbox"/>	2013 06
CGC1D	1.00	88	Geog.	1.00	<input type="checkbox"/>		<input checked="" type="checkbox"/>	2012 06
CHC2D	1.00	89	History	1.00	<input type="checkbox"/>		<input checked="" type="checkbox"/>	2013 01
CHV20	0.50	90	Civics	0.50	<input type="checkbox"/>		<input checked="" type="checkbox"/>	2013 01
ENG1D1	1.00	82	English	1.00	<input type="checkbox"/>		<input checked="" type="checkbox"/>	2012 06
ENG2D1	1.00	85	English	1.00	<input type="checkbox"/>		<input checked="" type="checkbox"/>	2013 01
ENG3U1	1.00	88	English	1.00	<input type="checkbox"/>		<input checked="" type="checkbox"/>	2014 06
FSF1D1	1.00	87	French	1.00	<input type="checkbox"/>		<input checked="" type="checkbox"/>	2012 02
GLC20	0.50	93	Career St.	0.50	<input type="checkbox"/>		<input checked="" type="checkbox"/>	2012 11
HSP3U1	1.00	90	Group 1	1.00	<input type="checkbox"/>		<input checked="" type="checkbox"/>	2014 06
MCR3U1	1.00	77	Math	1.00	<input type="checkbox"/>		<input checked="" type="checkbox"/>	2014 01
MPM1D1	1.00	90	Math	1.00	<input type="checkbox"/>		<input checked="" type="checkbox"/>	2012 06
MPM2D1	1.00	91	Math	1.00	<input type="checkbox"/>		<input checked="" type="checkbox"/>	2013 06
PPL10	1.00	80	Phys. Ed.	1.00	<input type="checkbox"/>		<input checked="" type="checkbox"/>	2012 06
SNC1D1	1.00	90	Science	1.00	<input type="checkbox"/>		<input checked="" type="checkbox"/>	2012 02
SNC2D1	1.00	90	Science	1.00	<input type="checkbox"/>		<input checked="" type="checkbox"/>	2013 01
TGJ10	1.00	85	Group 3	1.00	<input type="checkbox"/>		<input checked="" type="checkbox"/>	2012 02

\* Indicates a substituted course

## CURRENT YEAR COURSES AND ACHIEVEMENT

Course/Section	Date	Abs.	Lates	Att.	Earn	SHSM
CHY4U1	2014 Sep 02	0.0	0	1.00	0.00	<input type="checkbox"/>
FSF4U1	2014 Sep 02	0.0	0	1.00	0.00	<input type="checkbox"/>
MHF4U1	2014 Sep 02	0.0	0	1.00	0.00	<input type="checkbox"/>
SBI4U1	2014 Sep 02	0.0	0	1.00	0.00	<input type="checkbox"/>
ENG4U1	2015 Jan 30	0.0	0	1.00	0.00	<input type="checkbox"/>
MCV4U1	2015 Jan 30	0.0	0	1.00	0.00	<input type="checkbox"/>
SCH4U1	2015 Jan 30	0.0	0	1.00	0.00	<input type="checkbox"/>
SPH4U1	2015 Jan 30	0.0	0	1.00	0.00	<input type="checkbox"/>

\* indicates a dropped course.

## ELECTIVE CREDITS

Course	Mark	Earned Credit	Repeat on 6	TRANSCRIPT		
				Part 1/2	Eligible	Date
FSF2D1	91	1.00	<input type="checkbox"/>		<input checked="" type="checkbox"/>	2013 06
FSF3U1	88	1.00	<input type="checkbox"/>		<input checked="" type="checkbox"/>	2014 06
MDM4U1	66	1.00	<input type="checkbox"/>		<input checked="" type="checkbox"/>	2014 06
SBI3U1	88	1.00	<input type="checkbox"/>		<input checked="" type="checkbox"/>	2014 01
SCH3U1	80	1.00	<input type="checkbox"/>		<input checked="" type="checkbox"/>	2014 01
SPH3U1	78	1.00	<input type="checkbox"/>		<input checked="" type="checkbox"/>	2014 01
TGJ20	90	1.00	<input type="checkbox"/>		<input checked="" type="checkbox"/>	2013 06

## CREDIT TOTALS

	English	French	Math	Science	Geog.	History	Arts	Phys. Ed.	Civics	Career St.	Group 1	Group 2	Group 3	Comp.	Elective
Req	4.00	1.00	3.00	2.00	1.00	1.00	1.00	1.00	0.50	0.50	1.00	1.00	1.00	18.00	12.00
Earn	3.00	1.00	3.00	2.00	1.00	1.00	1.00	1.00	0.50	0.50	1.00	1.00	1.00	17.00	7.00

Credits earned

Current Courses

# OUAC Application Fee

- **\$150** for **3** choices  
(plus additional fees for supplementary application if applicable)
- **\$50** for each additional choice
- Max. 3 program choices per university
- Payment for online applications is accepted by:
  - Credit card (VISA, MasterCard or American Express). Prepaid credit cards and VISA debit cards are not accepted.

# Applying Online to Ontario's Universities

101 Online Application for  
Ontario High School Students

[www.ouac.on.ca/ouac-101](http://www.ouac.on.ca/ouac-101)



Ontario Universities'  
Application Centre

# Step 1:

## Get Your OUAC Access Codes

Your guidance counsellor will give you a confidential letter containing your access codes:

- **Temporary PIN**
- **School Number**
- **Student Number**

These numbers allow you to access your 101 Application.

**Your PIN is  
confidential!**  
Don't share it with  
anyone else.

## Step 2:

# Research Your University Options


- Visit **eINFO** ([www.electronicinfo.ca](http://www.electronicinfo.ca)) to see what each university has to offer. Review the eINFO Postcard.
- Read the **101 Application Guide** (available at [www.ouac.on.ca/guide/101-app-guide](http://www.ouac.on.ca/guide/101-app-guide)) for information about the universities and up-to-date program information.
- Check out university publications, websites and tours.
- Talk to counsellors, family, teachers and friends.
- Write down your program choices and codes, and keep them handy.

## Step 3: Mark Your Calendar

- **October/November 2018:** Schools distribute Access Code letters for the 101 Online Application.
- **January 16, 2019:** Deadline to submit your completed application to the OUAC.
- **February 5, 2019:** Recommended last date to make changes to your application.
- **May 29, 2019:** Latest date you can expect a response to your application for admission.
- **June 3, 2019:** The earliest date you may be required to respond to an Ontario university offer of admission and give a financial commitment (e.g., registration deposit, residence deposit, etc.).



# Step 4: Apply!



The screenshot displays the OUAC (Ontario Universities' Application Centre) website. At the top, the OUAC logo and name are on the left, and links for 'ACCESSIBILITY' and 'FRANÇAIS' are on the right. A navigation bar contains links for 'APPLICATIONS', 'DEADLINES', 'FEES', 'FAQS', 'EXTERNAL RESOURCES', 'NEWS', and a 'SEARCH' button with a magnifying glass icon. Below this is a teal banner that reads 'APPLY TO AN ONTARIO UNIVERSITY'. The main content area is a grid of six colored boxes, each representing a different application category. The first box, 'UNDERGRAD (101)', is dark blue and features a white outline of the province of Ontario; it is circled in yellow. The second box, 'UNDERGRAD (105)', is red and features a white globe icon. The third box, 'LAW', is purple and features a white scales of justice icon. The fourth box, 'REHAB SCIENCES', is orange and features a white icon of two hands shaking. The fifth box, 'TEACH', is blue and features a white icon of a person at a computer. The sixth box is green and partially obscured by a text box. A light blue text box with a dark blue border is overlaid on the bottom right of the grid, containing the text 'Access the online application at: [www.ouac.on.ca](http://www.ouac.on.ca)'.

**OUAC** Ontario Universities' Application Centre

ACCESSIBILITY FRANÇAIS

APPLICATIONS DEADLINES FEES FAQS EXTERNAL RESOURCES NEWS SEARCH

APPLY TO AN ONTARIO UNIVERSITY

**UNDERGRAD (101)**  
Current Ontario high school students

**UNDERGRAD (105)**  
Canadian residents or international applicants not currently attending an Ontario high school

**LAW**  
Ontario Law School Application Service (OLSAS)

**REHAB SCIENCES**  
Ontario Rehabilitation Science Programs Application Service (ORPAS)

**TEACH**  
Teacher Education Service

Access the online application at:  
**[www.ouac.on.ca](http://www.ouac.on.ca)**



# Let's Get Started!

The screenshot shows the OUAC 101 website interface. At the top is a navigation bar with links: APPLICATIONS, DEADLINES, FEES, FAQs, EXTERNAL RESOURCES, NEWS, and a SEARCH icon. Below this is a header section with the text 'APPLY TO AN UNDERGRADUATE PROGRAM For applicants currently attending an Ontario high school' and a large 'OUAC 101' logo. A breadcrumb trail reads 'Home » Current Ontario High School Students (101)'. The main content area is titled '101 Criteria' and includes the question 'Is this the right application for me?'. It provides instructions to answer a few short questions and lists criteria for applying, such as being currently in high school or having graduated recently, not being out of high school for more than a year, and being under 21 years of age. A blue callout box is overlaid on the right side of the criteria section, containing the text: 'Access the online application directly at: [www.ouac.on.ca/ouac-101](http://www.ouac.on.ca/ouac-101)'. Below the criteria, there is a section for '101 Online Application' with a link to 'Read: More information about how to apply.' and two buttons: 'APPLY NOW' (highlighted with a yellow circle) and 'BROWSE PROGRAMS'. A sidebar on the right contains 'NEWS & REMINDERS' and a list of links including '101 How-to Videos', '101 Common Questions', 'Winter and Spring Entry', 'eINFO Website', 'University Information Program', and 'Links to Ontario Universities'. At the bottom right, there is a banner for 'eINFO' with the text 'Start your university research with eINFO' and 'Your source for up-to-date university info - all in one place'.

APPLY TO AN UNDERGRADUATE PROGRAM  
For applicants currently attending an Ontario high school

OUAC 101

Home » Current Ontario High School Students (101)

### 101 Criteria

Is this the right application for me?

Answer a [few short questions](#) to make sure you're applying with the right application.

You should complete the 101 online application if you meet **all** of the following:

- You are taking courses during the day at an Ontario high school during the current semester and graduated students returning to upgrade one or more courses.
- You have not, at some point, been out of high school for more than one year.
- You will have received or expect to receive your Ontario Secondary Diploma or equivalent by the end of the current year.
- You have not attended a postsecondary institution (college/university/career college).
- You are applying to the first year of an undergraduate degree program or diploma program at an Ontario university.
- You are under 21 years of age.

**101 Online Application**

[Read: More information about how to apply.](#)

[APPLY NOW](#) | [BROWSE PROGRAMS](#)

[Log in](#) or [create your OUAC profile](#) for fall 2018 entry.

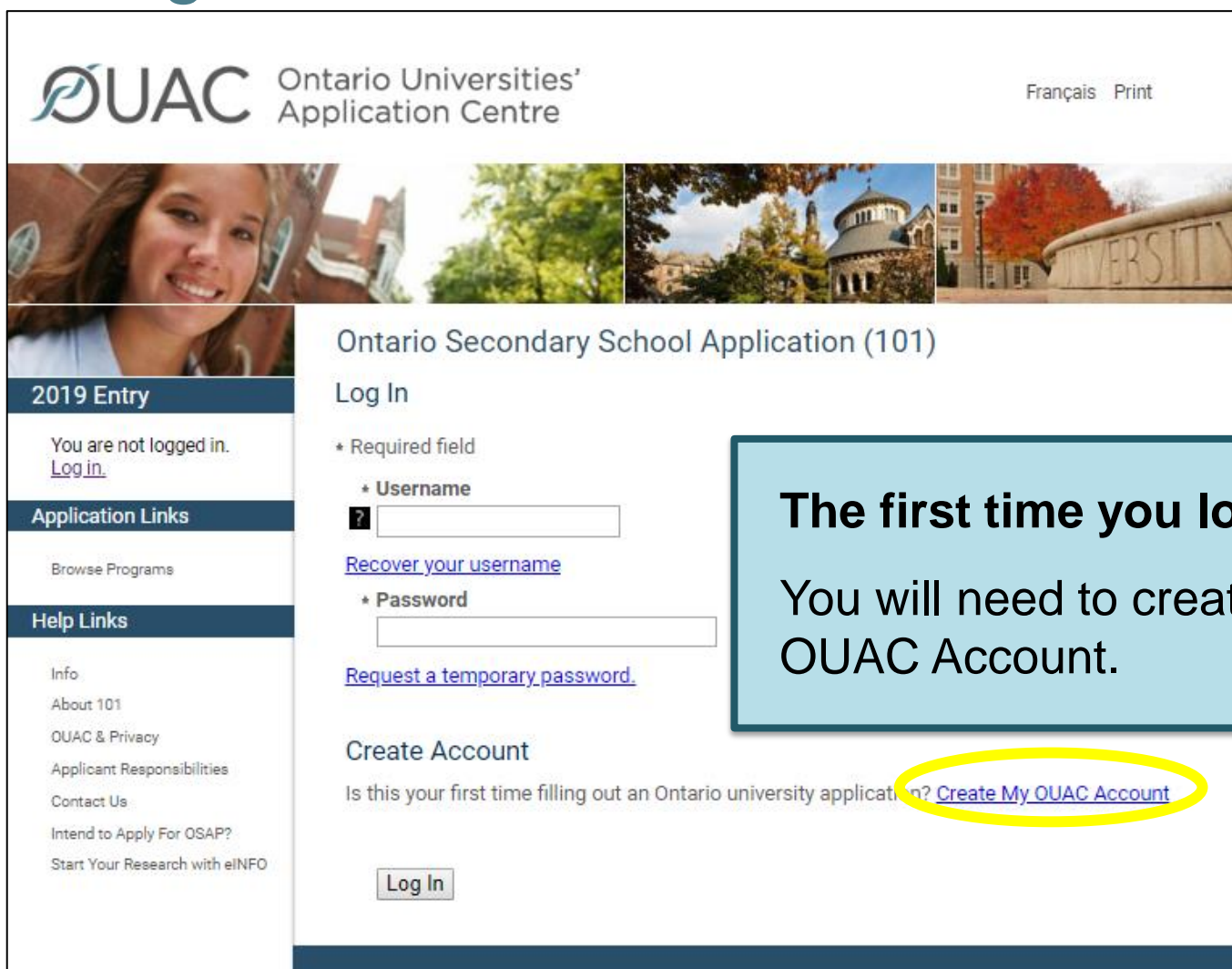
NEWS & REMINDERS

Read These Top 10 Questions Now!  
Here is a collection of common questions and answers that will hopefully help you with your decision making.

- 101 How-to Videos
- 101 Common Questions
- Winter and Spring Entry
- eINFO Website
- University Information Program
- Links to Ontario Universities

Start your university research with  
**eINFO**  
Your source for up-to-date university info - all in one place

# Creating an Account For the First Time



The screenshot shows the OUAC website interface. At the top, the OUAC logo and name are on the left, and 'Français' and 'Print' links are on the right. Below the header is a banner image. The main content area is titled 'Ontario Secondary School Application (101)' and 'Log In'. On the left, there is a sidebar with '2019 Entry' (with a 'Log in' link), 'Application Links' (with a 'Browse Programs' link), and 'Help Links' (with links for Info, About 101, OUAC & Privacy, Applicant Responsibilities, Contact Us, Intend to Apply For OSAP?, and Start Your Research with eINFO). The main content area has a 'Log In' section with a 'Required field' label, a 'Username' field with a question mark icon, a 'Recover your username' link, a 'Password' field, and a 'Request a temporary password' link. Below this is a 'Create Account' section with the text 'Is this your first time filling out an Ontario university application?' and a link 'Create My OUAC Account' which is circled in yellow. A 'Log In' button is at the bottom of the main content area.

OUAC Ontario Universities' Application Centre

Français Print

2019 Entry

You are not logged in. [Log in.](#)

Application Links

[Browse Programs](#)

Help Links

[Info](#)

[About 101](#)

[OUAC & Privacy](#)

[Applicant Responsibilities](#)

[Contact Us](#)

[Intend to Apply For OSAP?](#)

[Start Your Research with eINFO](#)

Ontario Secondary School Application (101)

Log In

\* Required field

\* Username

[Recover your username](#)

\* Password

[Request a temporary password.](#)

Create Account

Is this your first time filling out an Ontario university application? [Create My OUAC Account](#)

**The first time you log in:**  
You will need to create an OUAC Account.

# Your OUAC Account

## Create My OUAC Account

If this is your first time logging in, you need to create your OUAC Account. Do not create more than one account. You will use your username and password to apply to all OUAC applications from now on.

**Note:** If you have applied through the OUAC any time after August 2016, you should have an OUAC account.

### \* Required field

#### \* First Name

If you only have 1 name, enter it as both your first name and your last name/family name.

#### Middle Name(s)

#### \* Last Name/Family Name

#### \* Date of Birth (Format: yyyy-mm-dd)

### Enter Your Email Address

We will send a verification email to this email address. If you do not receive a verification email, go to "My OUAC Profile" in your application and click "Re-send Verification Email".

**Note:** You will not be able to submit your application until you verify your email address.

#### \* Email Address

#### \* Confirm Email

### Create a Username and Password

**Note:** Create a username that is personal and that you can remember. We recommend that you do not use any previous OUAC identification numbers (e.g., an old OUAC Reference Number or IT number). Do not use accented characters (e.g., é, è, ê, ë).

#### \* Username

#### \* Password

#### \* Confirm Password

### Terms and Conditions

## Create Your Username and Password

Create a username that is easy for you to remember. You will use it to apply to all OUAC applications from now on.

# Add Personal and Contact Info

## Personal Information

[Help](#)

\* Required field

### Your Name and Other Personal Information

Title  
Choose ▾

\* First Name (Legal Given Name)  
1 Mary

Middle Name(s)  
2

\* Last Name/Family Name  
1 Chapman

Preferred/Commonly Used Name  
2

Former Last Name/Family Name  
2

Gender  
Choose ▾

\* Date of Birth (Format: yyyy-mm-dd)  
1 1998-01-01

\* Status in Canada (at time of applying)  
1 ☒ Canadian Citizen  
☐ Permanent Resident  
☐ Study Permit  
☐ Diplomatic  
☐ Convention Refugee (Protected Person)  
☐ Visitor  
☐ No Status

\* Country of Citizenship  
Choose ▾

If not born in Canada, date of entry into Canada (format: yyyy-mm)

## Contact Information

Home address, mailing address and 1 phone number are required.

My Email	Actions
myemail@email.com	<a href="#">Change</a>

[Add](#)

My Addresses	Address Type	Actions
No information available.		

[Add](#)

My Telephone Numbers	Telephone Type	Actions
No information available.		

Proceed to [Academic Background](#) if you are satisfied with this information

# Select Your Programs

## Select Programs

You may browse through program information using one of the starting points listed below:

**Program Category**

[By University](#)

[By Geographic Area](#)

These are the search options.

## Fast Track

If you have done your research and know exactly which program codes you would like to add, enter the codes here:

★ Program Code

Enter an OUAC program code to use the Fast Track option.

Search

# Once You've Selected a Program

Complete the program details for each program selected.

## Select Programs - Lakehead University

[Review the Lakehead University requirements](#)

Visit [Lakehead University](#)

With two campuses in Thunder Bay and Orillia, Lakehead University offers a diverse range of highly recognized programs, acclaimed faculty and state-of-the-art learning technology, all nestled in the beauty of the natural environment. From all around the world choose to study at Lakehead University. Learn more about Canada's #1 Value-Added University. Visit [www.lakehead.ca](#) to learn more about the offerings available.

View the Admission Requirements for the program

## Program Details - Accounting

Complete the details requested in the following form.

- Bachelor of Commerce (BComm)
- Program is also available by co-operative education.

### SPECIFIC PROGRAM ADMISSION REQUIREMENTS (OSS):

- ENG4U, MHF4U, one additional 4U Math, three additional 4U or 4M courses. Students deficient in math will not be considered for BComm specializations.

- [Admission Requirements](#)
- [Visit](#)
- [Visit University of Guelph-Humber](#)

\* Required field

### Program Details

#### Institution

University of Guelph

#### Program Code

GBK

#### Program Title



# Order Your Choices

**Program Choices**

[Add Program](#)

Choice Number	Program Code	Program Title	Actions
01 ▾	GBK	University of Guelph Accounting	<a href="#">Change</a> <a href="#">Delete</a>
02 ▾	TLA	University of Toronto Political Studies (BA)	<a href="#">Change</a> <a href="#">Delete</a>

**Order Your Choices**

To rank your program selections in order of preference or manually change the numbers

[Save Ordered Choices](#)

[Add Program](#) to your application  
Proceed to [Additional University Details](#) if you have more than one choice

The choice order does not affect scholarship or admission consideration **unless** a university's literature specifically states that it does.

# Fees

The screenshot shows the OUAC application portal interface. On the left is a navigation menu with sections: 'Total Owing' (containing login status and account links), 'Application Links' (containing various application steps), and 'Program Choices' (containing a list of selected programs). The 'Program Choices' section includes a table with columns for Choice Number, Program Code, Program Title, and Actions. Three programs are listed: University of Guelph Accounting, University of Toronto Architectural Studies, and Algoma University. A callout box points to the first three programs, stating the cost for each choice.

Choice Number	Program Code	Program Title	Actions
01	GBK	University of Guelph Accounting 2019 Fall (September)	Change, Delete
02		University of Toronto Architectural Studies (BA) - St. George Campus 2019 Fall (September)	Change, Delete
03	JBB	Algoma University Accounting (BA 4 Year) 2019 Fall (September)	Change, Delete

**Order Your Choices**  
Rank your program selections then click "Save".  
Save

**Callout Box:** The cost is \$150 for the first 3 university/program choices and \$50 for each additional choice.



# Current High School Info/Grades

Please monitor and report errors to your guidance counsellor.

## Current High School Information and Grades

Your high school has provided us with your applicable academic data throughout the year.

- Review your academic information carefully and inform your guidance counsellor if changes are required.
- Only your Grade 11-12 courses are reported to the OUAC (your Grade 9-10 courses will not be listed).

**Note:** If there is no information listed on this page, please continue to submit your application and contact your guidance counsellor.

### My High School Information

School Number

999999

School Name

OUAC Grades

Diploma Status

Unknown

This screen is  
“read-only”.

# Submitting Your Application

## Review and Submit

Please review your information:

- Correct any errors or warnings by returning to the appropriate section of your application.
- Once satisfied that your information is accurate, read the "Applicant's Declaration".
- Click "I Verify and Agree" to proceed to payment.

Once you have successfully submitted your application, you will receive an OUAC Reference Number.

## Warnings

- **5251:** Make sure you entered your name correctly. Do not use all capital letters.

This information was provided in Personal Information:

### Your Name and Other Personal Information

Title

I Verify and Agree

Click here to  
proceed to the  
payment screen.

# Paying for Your Application

You can pay by the following methods:

**1. VISA/MasterCard/American Express:**

You will need the card number, expiry date and CVV/CVC/CID number.

**2. Online Banking:**

You will receive a bill payment account number from the OUAC when you submit your application

# Paying for Your Application

## Payment Options

- ☐ Credit Card (VISA, MasterCard or American Express)

Prepaid credit cards and VISA debit cards are not accepted.

**Important:** Do not click the "Back" button in your browser after you submit your credit card payment.

▶ More

- ☐ Online Banking (Canadian banks and credit unions only). This process usually takes 2-5 business days.

▶ More

- ☐ Western Union Business Solutions - GlobalPay for Students (Bank to bank transfer for international payments only)

▶ More

Continue

Once you choose your method of payment and click "Continue", you will receive your OUAC Reference Number.

The OUAC cannot process your application without the application fee.

# Finishing

- On the “Complete” page, print the screen displaying your OUAC Reference Number (2019-XXXXXX) and further instructions. You will also receive an email.
- Store your OUAC Reference Number, as you will need to include this number when communicating with the OUAC and the universities.

## Complete

Thank you, your application has been submitted. Your OUAC Reference Number is: **2019-010172**.

Your application will be forwarded to your university choice(s) once the application service fee is successfully processed. **All fees are non-refundable.**

# Need Assistance?

Read the "FAQ" section and the 101 Application Guide on our website at: [www.ouac.on.ca/faq-application/101/](http://www.ouac.on.ca/faq-application/101/).

Contact us:

OUAC

170 Research Lane

Guelph ON N1G 5E2

Telephone: 519-823-1063

Fax: 519-823-5232

Website: [www.ouac.on.ca/ouac-101](http://www.ouac.on.ca/ouac-101)

# Applying Beyond Ontario?

Some universities use your OUAC file for marks

- McGill
- Concordia
- Dalhousie
- UBC
  - and others...



# Applying Beyond Ontario?

- Go to [www.commonapp.org](http://www.commonapp.org) for admission requirements and U.S. university applications
  - Students applying to the U.S. must write either the SAT ([www.sat.org](http://www.sat.org)) or the ACT ([www.act.org](http://www.act.org)) – most schools accept both, but some prefer one or the other
  - Check the **SAT** and **ACT** websites for test dates. A common time for students to write the SAT is in March. However, the test is offered several other times throughout the year.
- Canadian citizens do not require visas to study in the U.S., students will receive a Certificate of Eligibility from their school
- Canadian students pay International Tuition Fees at U.S. universities



# **Paying for Post-Secondary Studies**

**Piggy Bank**

**The Bank of Mom and Dad**

**Scholarships, Awards, Bursaries**

**Bank Loans**

**Ontario Student Assistance Program (OSAP)**

# Scholarship Types

## **Entrance Scholarships**

- Based on marks, no application required

## **University, corporate, community, school-based awards & scholarships**

- Must apply and may be required to provide reference letters, personal essay
- Criteria may be based on a combination of: academic achievement, leadership, entrepreneurship, character, involvement in school and community
- Be mindful of deadlines – can be as early as October 2018

## Scholarships

Sort By

University

618 Scholarships

A-G H-L M-O P-T **U-W** X-Z

Computing and Financial Management Entrance  
Scholarships

University of Waterloo  
\$2,500

### Find a Scholarship

Keyword

☐ Show Advanced Search Options

SEARCH SCHOLARSHIPS

### Finance

Financial Support Information

# OSAP

[www.osap.gov.on.ca](http://www.osap.gov.on.ca)

- A needs based loan and grant program for post-secondary students funded by the federal and provincial governments
  - Loans need to be paid back, grants do not
- Apply online (even through OUAC) and connect with financial aid office of your post-secondary institution for support
- Can obtain an estimate using OSAP Aid Estimator from OSAP website
- **NEW – Free Tuition** for those who qualify (based on family income \$50000 or less) – when an application to OSAP is made, it will automatically be considered for Free Tuition