


# THE SICKKIDS COVID-19 SALIVA TESTING PROGRAM

*...from your door to ours*



# Overview

- Introduction to the COVID-19 Saliva Testing Program
- Who can participate?
- How does the program work?
- How to produce your saliva sample
- Requirements for laboratory processing
- How to pick up / drop off your sample
- How to access results
- Frequently asked questions



# Thank you!

Your participation is key to helping us keep our schools open and our communities safe

## Our Goal

*By providing your school with Covid-19 saliva kits, we hope to...*

- **Reduce the number** of Covid-19 cases in your school
- Make COVID-19 testing **available to everyone**
- Offer a non-invasive, low burden, **painless alternative**
- Stop the spread through **early identification and early isolation**
- Support the **health and safety** of your school community
- Keep classrooms **open**



# Introduction to the Program

- The Hospital for Sick Children is providing pre-packaged COVID-19 saliva kits to your school
- Kits are to be used to test for COVID-19 if...
  - *Individuals are symptomatic (staff, students, household members)*
  - *Individuals are identified by Toronto Public Health (TPH) as a close contact*
  - *Outbreak testing of classrooms/cohorts identified by TPH*
- You will pick up / drop off your saliva kit at your school
- Samples will be couriered from your school to our laboratory
- Results will be available 24-48 hours upon drop off at SickKids.
  - Positive results will receive a phone call.
  - All results are accessible online.



# What Test Are We Using?

## COVID-19 Saliva PCR Test



- Confirmatory PCR COVID-19 Test
- Highly sensitive and accurate
  - *Similar to the nasopharyngeal swab*
- Painless
- For individuals who can spit (usually 4 + years of age)
- Results in 24-48 hours from drop off to SickKids Lab



# Who Should Participate?

*Testing scenarios are subject to change at any time based on Provincial and Local Public Health Guidelines*

## **CASE 1: Symptomatic Testing**

- Individuals (staff, students, household members) with 1 or more symptoms of COVID-19

## **CASE 2: Exposure Testing**

- Individuals (staff, students, household members) identified/notified by TPH as a high risk/close contact to someone diagnosed with COVID-19

## **CASE 3: Cohort/Outbreak Testing**

- Individuals (staff, students, classrooms) identified by TPH as an exposed cohort requiring testing



# CASE 1: Symptomatic Testing

- **If the individual becomes symptomatic at school**
  - The individual can get a kit from the school
  - The individual will perform the test off school property, label the specimen, and fill in the lab requisition
  - The asymptomatic caregiver will drop off the kit
- **If the individual is at home...**
  - The school will arrange an asymptomatic caregiver to pick-up and drop off the saliva sample

**SYMPTOMATIC** individuals can perform **the test right away**. Delay in testing is NOT recommended.



## CASE 2: Exposure Testing

- The individual (household member, staff, or student) is notified by TPH as a close contact to someone diagnosed with COVID-19
- An asymptomatic household member will arrange contactless pick-up with the school program lead
- Follow the testing period outlined by TPH based on exposure date and vaccination status





## CASE 3: Outbreak or Cohort Testing

- The school, classroom or cohort has been identified by TPH as "exposed" to a COVID-19 positive case
- **If the cohort is dismissed directly from school...**
  - The school lead will give individuals in the cohort a kit to take home
- **If the cohort is at home...**
  - The school lead will organize a pick-up and drop off time of the kit by an **asymptomatic** family member
- **TPH will provide an Outbreak Number** which must be included on the laboratory requisition.
  - Outbreak numbers and testing kits are **only** for the individual identified as a direct contact to the COVID-19 case.



# Exposure/Cohort/Outbreak Testing


**Follow the testing period** outlined by TPH based on exposure date and vaccination status.

- If **SYMPTOMATIC** perform the test right away
- If **ASYMPTOMATIC** perform the test in the date outlined by Toronto Public Health.

**DO NOT TEST EARLY.**




# How Does the Program Work?



- Saliva kits are pre-packaged by the Hospital for Sick Children Staff
  - Saliva Kit
  - Lab requisition
  - Label
  - Instructions
  - Biohazard bag




# How Does the Program Work?



- Each school will have a pre-designated pick-up and drop-off area that is contactless
- Follow school specific instructions for picking up and dropping off your sample
- For safety, saliva collection is to be performed off site (i.e., in the car, bring your pen)
- Asymptomatic caregivers will pick up / drop off the sample



# How Does the Program Work?

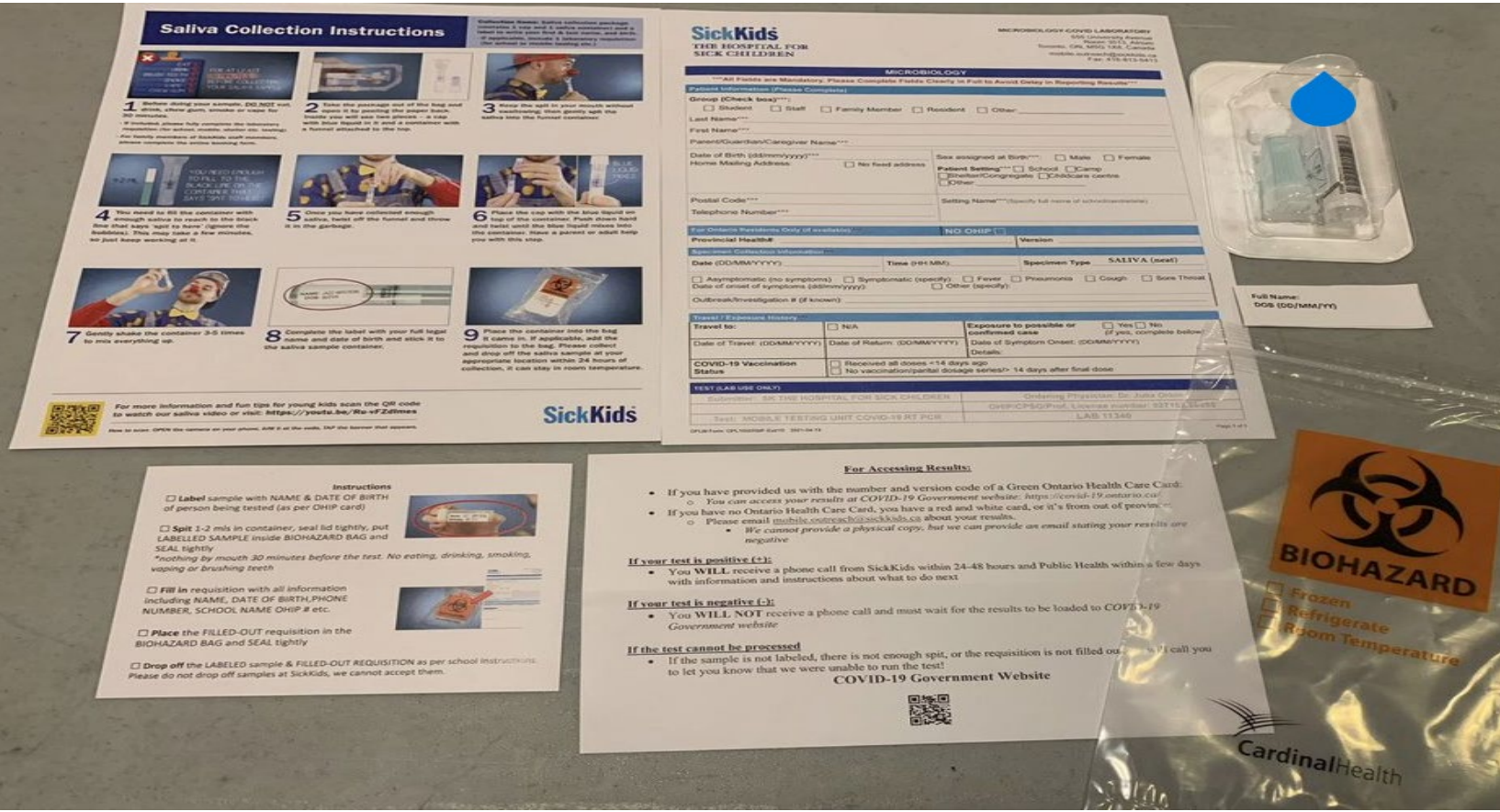


- Samples will be couriered to the hospital for processing
- Samples can be dropped off during school hours
- The courier will visit schools between the hours of 9am-2pm. Timing of the courier is variable.
- Results will be available in a 24-48 hour window, Monday-Friday, dependent on the arrival of the sample to the hospital
- Friday samples must be dropped off at 9am to guarantee next day processing.



# What is inside the kit?

- Saliva collection container
- Instructions: How to collect your sample
- Instructions: How to access your results
- Laboratory Requisition Form
- Specimen Label
- Biohazard bag



## Saliva Collection Instructions


Please complete the requisition with your legal information.  
We cannot accept preferred names at this time.

Note: The legal first and last name, as well as date of birth on the requisition must match the label on the sample.

\*\*Instructions must be followed or samples cannot be processed.\*\*



- 1 Before completing your sample, **DO NOT** eat, drink, chew gum, smoke or vape for 30 minutes.  
- Complete the laboratory requisition fully with your legal information.



- 2 Take the package out of the bag and open it by peeling the paper back. Inside you will see two pieces – a cap with blue liquid in it and a container with a funnel attached to the top.



- 3 Keep the spit in your mouth without swallowing; then gently spit the saliva into the funnel container.



- 4 You need to fill the container with enough saliva to reach to the black line that says 'spit to here!'. Any bubbles in the saliva do not count toward the total amount. Please ensure the saliva reaches the black line and bubbles remain above the line. This may take a few minutes, so just keep working at it.



- 5 Once you have collected enough saliva, twist off the funnel and throw it in the garbage.



- 6 Place the cap with the blue liquid on top of the container. Ensure the cap is on properly and twist until you hear a "click" and the blue liquid mixes into the container. Have a parent or adult help you with this step.



- 7 Gently shake the container 3-5 times to mix everything up.



- 8 Complete the label with your legal first and last name, as well as date of birth and stick it lengthwise on the saliva sample container.



- 9 Place your labeled saliva sample into the bag it came in. Add your completed requisition to the outside pocket of the bag. Please drop off the saliva sample at your appropriate location within 24 hours of collection. It can be stored at room temperature, no need to refrigerate.



For more information and fun tips for young kids scan the QR code to watch our saliva video or visit: <https://youtu.be/Ru-vFZdlmes>

How to scan: OPEN the camera on your phone, AIM it at the code, TAP the banner that appears.

# Safety Highlight

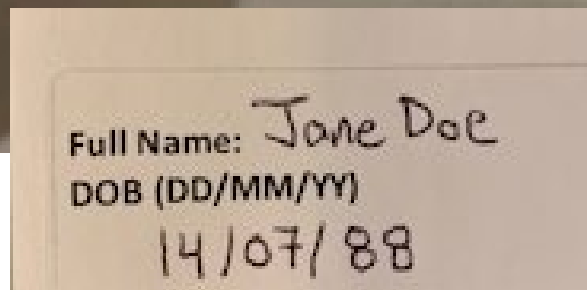
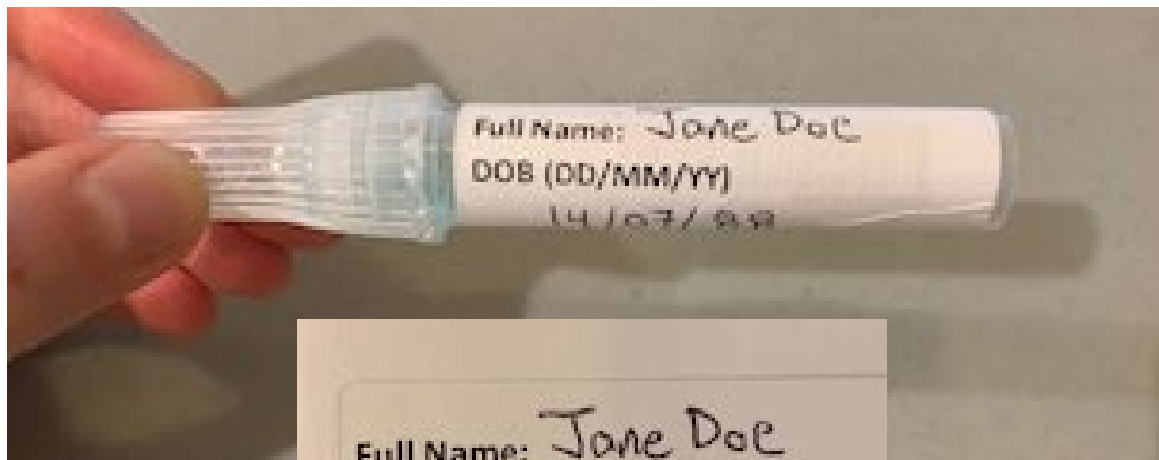
- 100% of the virus is deactivated by the blue liquid
- Samples can be stored at room temperature





# To process your sample...

- You **must label** your sample with your legal full name and date of birth
- Your name and date of birth **must match** your health card and the laboratory requisition
  - *No preferred names, no nick names*
- **Stick** the label to the saliva container



# To process your sample...

- You must complete the laboratory requisition form. Incomplete forms will not be processed

**SickKids**  
THE HOSPITAL FOR  
SICK CHILDREN

MICROBIOLOGY-COVID LABORATORY  
555 University Avenue  
Room 3513, Atrium  
Toronto, ON, M5G 1X8, Canada  
mobile.outreach@sickkids.ca  
Fax: 416-813-5413

**MICROBIOLOGY**

**\*\*\*ALL FIELDS ARE MANDATORY. Complete Fields Clearly in Full to Avoid Delay in Reporting Results\*\*\***

For Ontario Residents Only  
Provincial Health#: \_\_\_\_\_ NO OHIP  RED & WHITE OHIP CARD   
Version: \_\_\_\_\_

**Patient Information**

Last Name: \_\_\_\_\_  
First Name: \_\_\_\_\_  
Parent/Guardian/Caregiver Name: \_\_\_\_\_

Date of Birth: (dd/mm/yyyy) \_\_\_\_\_ Sex assigned at Birth:  Male  Female  
Home Mailing Address: \_\_\_\_\_  No fixed address Email address: \_\_\_\_\_  
Postal Code: \_\_\_\_\_ Telephone Number: \_\_\_\_\_

Group (Check box):  Student  Camper  Staff  CMC  
 Resident  Family Member  SK-Family Member  Other: \_\_\_\_\_

Patient Setting:  School  Camp  
 Shelter/Congregate  Childcare centre  
 Other: \_\_\_\_\_ Setting Name: (Specify full name of school/centre/site)

Outbreak/Investigation # (if known): \_\_\_\_\_

Asymptomatic (no symptoms)  Symptomatic (specify):  Fever  Sore Throat  Cough  Nausea  
 Vomiting  Diarrhea  Other (specify): \_\_\_\_\_ Date of onset of symptoms (dd/mm/yyyy): \_\_\_\_\_

COVID-19 Vaccination Status Received:  No vaccination  Two doses more than 14 days ago

**Specimen Collection Information**

Date (dd/mm/yyyy): \_\_\_\_\_ Time (HH:MM): \_\_\_\_\_ Specimen Type: \_\_\_\_\_

**Exposure History**

Exposure to possible or confirmed case  Yes  No (if yes, complete below) Date of symptom onset of contact: \_\_\_\_\_  
Details: \_\_\_\_\_

**TEST (LAB USE ONLY)**

Submitter: SK THE HOSPITAL FOR SICK CHILDREN Ordering Physician: Dr. Julia Orkin / LAB 11340  
Test: MOBILE TESTING UNIT COVID-19 RT PCR OHIP/CPSO/Prof. License number: 027153/86355

**SickKids**  
THE HOSPITAL FOR  
SICK CHILDREN

MICROBIOLOGY-COVID LABORATORY  
555 University Avenue  
Room 3513, Atrium  
Toronto, ON, M5G 1X8, Canada  
mobile.outreach@sickkids.ca  
Fax: 416-813-5413

**MICROBIOLOGY**

**\*\*\*ALL FIELDS ARE MANDATORY. Complete Fields Clearly in Full to Avoid Delay in Reporting Results\*\*\***

For Ontario Residents Only  
Provincial Health#: 1234567891 (10 digits) NO OHIP  RED & WHITE OHIP CARD   
Version: XX (two letters)

**Patient Information**

Last Name: Doe  
First Name: Jane  
Parent/Guardian/Caregiver Name: John Doe

Date of Birth: (dd/mm/yyyy) 2001/06/08 Sex assigned at Birth:  Male  Female  
Home Mailing Address: \_\_\_\_\_  No fixed address Email address: john.doe@email.com  
123 Street  
City, Province  
Postal Code: A1B 2C3 Telephone Number: 416-123-4567

Group (Check box):  Student  Camper  Staff  CMC  
 Resident  Family Member  SK-Family Member  Other: \_\_\_\_\_

Patient Setting:  School  Camp  
 Shelter/Congregate  Childcare centre  
 Other: \_\_\_\_\_ Setting Name: (Specify full name of school/centre/site)  
School X

Outbreak/Investigation # (if known): \_\_\_\_\_

Asymptomatic (no symptoms)  Symptomatic (specify):  Fever  Sore Throat  Cough  Nausea  
 Vomiting  Diarrhea  Other (specify): \_\_\_\_\_ Date of onset of symptoms (dd/mm/yyyy): 2021/01/01

COVID-19 Vaccination Status Received:  No vaccination  Two doses more than 14 days ago

**Specimen Collection Information**

Date (dd/mm/yyyy): 2021/01/03 Time (HH:MM): 11:15am Specimen Type: Saliva (neat)

**Exposure History**

Exposure to possible or confirmed case  Yes  No (if yes, complete below) Date of symptom onset of contact: \_\_\_\_\_  
Details: \_\_\_\_\_

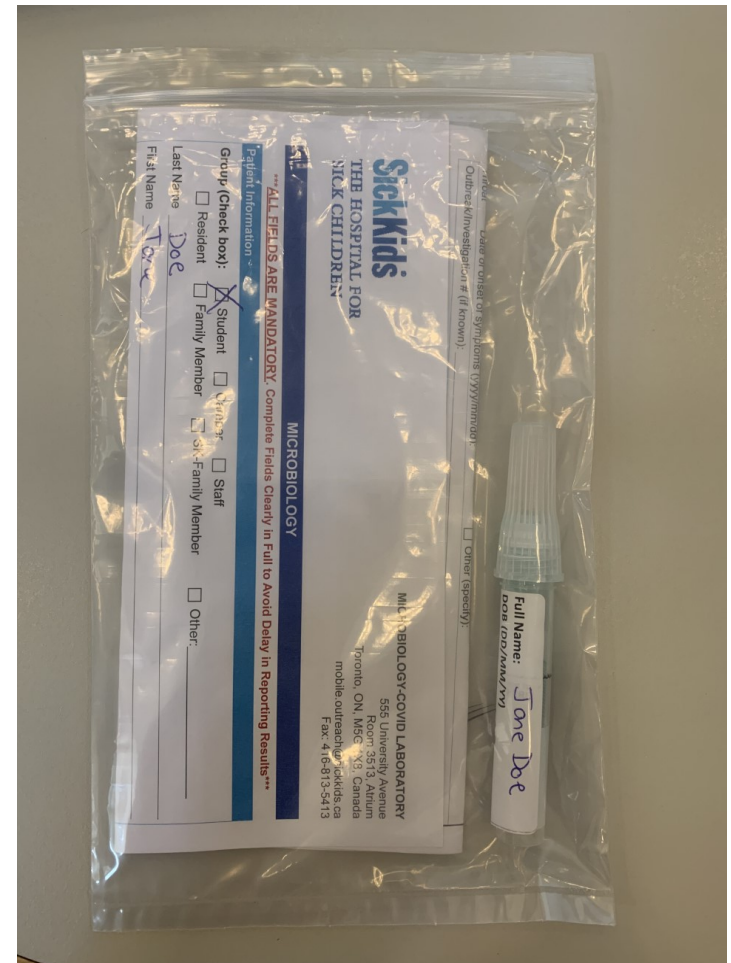
**TEST (LAB USE ONLY)**

Submitter: SK THE HOSPITAL FOR SICK CHILDREN Ordering Physician: Dr. Julia Orkin / LAB 11340  
Test: MOBILE TESTING UNIT COVID-19 RT PCR OHIP/CPSO/Prof. License number: 027153/86355



# To process your sample...

- Your sample and laboratory requisition must be **placed in the biohazard bag** and sealed



# **Laboratory Processing** **Summary of Key Points**

- ✓ **Label the sample** with your full legal name and date of birth
- ✓ **Stick it** on the sample
- ✓ **Fill out the requisition** completely
- ✓ Place both in the **biohazard bag**
- ✓ **Seal the bag**

**We are unable to process samples that do not meet this criteria**



# Result Disclosure

- **If you are COVID-19 POSITIVE**
  - The individual/guardian will receive a call from our team
  - Follow up will be performed by Toronto Public Health
- **Public Health will be notified of all COVID-19 Positive Results**
- **SickKids will not notify the school**
  - Individuals are responsible for notifying the school and following school guidelines with respect to reporting staff and student absences and COVID-19 results



# Result Disclosure

- **If you are NEGATIVE**
  - We will NOT call – Individuals must look up their results online
  - <http://covid-19.ontario.ca/>
- **If the sample is SPILLED or UNNABLE TO BE PROCESSED**
  - Our team will notify the individual or guardian



# Accessing Results

## **For Accessing Results:**

- If you have provided the 10 digit number and two letter version code of a Green Ontario Health Care Card:
  - Access your results on the COVID-19 Government website: <https://covid-19.ontario.ca/>
- If you have no Ontario Health Care Card, you have a red and white card, or are from out of province:
  - You must put your email address on the requisition form, which will be used to send you a code to look up your results at <https://covid-19.ontario.ca/>
  - If you do not hear from us in 4 business days, please email [mobile.outreach@sickkids.ca](mailto:mobile.outreach@sickkids.ca)

## **If your test is positive (+):**


- You **WILL** receive a phone call from SickKids within 24-48 hours and Public Health within a few days with information and instructions about what to do next

## **If your test is negative (-):**

- You **WILL NOT** receive a phone call and must wait for the results to be available online

## **If the test cannot be processed**

- If the sample is not labeled, there is not enough saliva, or the requisition is not filled out, we will call you to let you know that the specimen is unable to be processed.



# A Friendly Reminder...

- ✓ **30 minutes before** doing the sample, **do not** eat drink, chew gum, smoke, vape
- ✓ The sample must be **labelled** with the legal first and last name and date of birth
  - ✓ *Both must match the health card and laboratory requisition form*
- ✓ The label must be stuck to the saliva container
- ✓ **Spit** to the black line (marked “spit to here”), 1-2mL, bubbles do not count
- ✓ **Cap with blue lid**, turn and twist until the liquid mixes. Once sealed, gently shake 3-5x
- ✓ **Fill in the laboratory requisition form** completely. Must be filled out to be processed
- ✓ Place your sample and lab form in the **biohazard bag** and seal tightly
- ✓ **Drop off** as per school instructions





# School Specific Instructions

*To be filled out by the School Program Lead*



# Weekly Webinar

## Supporting Staff, Students, and Household Members

**Every Tuesday and Wednesday  
12:00pm and 6:00pm (EST)  
September 14th through October 27th**

- These webinars will provide a program overview, important information and answer FAQs

**Zoom Webinar Link:** <https://utoronto.zoom.us/j/7655315867>

**Webinar ID:** 765 531 5867

Phone: +1 647 558 0588 Canada

**Find your local number:**

<https://utoronto.zoom.us/u/kernEsdnRM>



# Frequently Asked Questions

- **Who knows that I have completed the test?**
  - Toronto Public Health
- **Is the test mandatory?**
  - Testing is voluntary however helps keep classrooms open and safe
- **What if I have already tested positive for COVID-19?**
  - If you develop NEW symptoms, re-testing **IS** recommended
  - If you are within a 3-month window, and do not have new symptoms, re-testing is **NOT** recommended
- **What if I have been vaccinated?**
  - Yes – testing is still recommended as per TPH guidance
- **How accurate is the saliva test?**
  - Similar accuracy to the nasopharyngeal swab
  - 0.01% of the time, the result is a false positive
  - Supported testing method by Toronto Public Health



# Frequently Asked Questions

- **Where will the drop off bin be located?**
  - Drop off location will be school specific - however it is recommended to be inside the front entrance and/or foyer for easy access
  - Please see communication from your school leads on specific information such as location of pick up and drop off
- **Whose responsibility is it to ensure the lab requisition and specimen label is completed correctly?**
  - Parent(s)/guardian(s) and/or household members picking up the student and/or the individual completing the test
  - Information must be complete and legally accurate
  - Don't forget a pen!



# Questions?

Feel free to email us:

*\*Responses can take up to 3 business days*



Mobile.outreach@sickkids.ca

Thank you!

