

Appointment
Date: _____
Time: _____

G. S. HENRY ACADEMY  
Guidance Department  
416-395-3240 ext. 20040  
Fax: 416-395-3248  
cassie.parman@tdsb.on.ca

[schoolweb.tdsb.on.ca/georghenry](http://schoolweb.tdsb.on.ca/georghenry)

## Admission Instructions

1. **Obtain the following information from your current/previous school:**

- Credit Counselling Summary or Ontario Student Status
- a current transcript
- Copy of IEP and/or IPRC, if applicable
- Assessment Package

2. Proof of address:

Category A (Choose **one**)

- Property Tax Bill/ MPAC Notice of Assessment
- Current mortgage statement, Rental/Lease Agreement, or deed
- Agreement of Purchase and Sale, including proof of purchase provided before the pupil attends the school

Category B (Choose **one**)

- CRA Income Tax Assessment (most recent)
- Utility Bill/e-Bill (water, hydro, gas, home phone/cable/internet, home/tenant/auto insurance)
- Recent Correspondence from a municipal, provincial or federal government agency

*Driver's Licence, Health Card, Credit Card Statements and cellphone bills are NOT accepted*

3. **Proof of citizenship**

- Canadian citizenship
- Landed Immigration/Permanent Resident Card
- Canadian Birth Certificate

4. **A Student Activity Fee** of \$20.00 is requested upon registration.

**Payment Options:** Cash Online (see reverse), Cash, Cheques payable to George S. Henry Academy. There will be a charge for NSF cheques.

5. The fee covers the cost for the following:

- Student Agenda App,
- School Photo Identification Card,
- Yearbook and all co-curricular events in our school

# SchoolCashOnline

The Toronto District School Board is launching School Cash Online, an easy to use, safe and convenient way for parents and guardians to pay for their children's school fees, including agendas, yearbooks and class trips. To register for School Cash Online, please follow these step-by-step instructions.

**NOTE:** If you require assistance, select the **SUPPORT** option in the top right hand corner of the screen.

## Step 1: Register

- If you have not registered, please go to the School Cash Online home page <https://tdsb.schoolcashonline.com/> and select the "Get Started Today" option.
- Complete each of the three Registration Steps  
\*For Security Reasons your password, requires 8 characters, one uppercase letter, one lowercase letter and a number.

## Step 2: Confirmation Email

A registration confirmation email will be forwarded to you. Click on the link provided inside the email to confirm your email and School Cash Online account.

The confirmation link will open the School Cash Online site prompting you to sign into your account. Use the email address and password just created with your account.







## Step 3: Find Student

*This step will connect your children to your account.*

- Enter the School Board Name
- Select the School Name
- Enter Your Child's First and Last Names
- Enter Your Child's Date of Birth
- Select *Confirm*
- On the next page confirm that you are related to the child, check in the Agree box and select *Continue*
- Your child has been added to your account

SchoolCashOnline.com  
Hello Parent,  
Please click the link below to confirm your email address.  
<http://cedarrapids.schoolcashonline.com/Registration/ConfirmConfirmationEmail/f1e754b3-7202-4ea9-b27e-7dceed1db411>  
Copy the link and paste it into your web browser, if the link doesn't work.  
Contact support at 1.866.961.1803 or email parenthelp@schoolcashonline.com.  
Thank you,  
Your School Cash Online Support Team

Student Number    
 I don't have the student number.  
First Name    
Last Name    
Birth Date    
Date format: mm/dd/yyyy

## Step 4: View Items or Add Another Student

If you have more children, select "Add Another Student" option and repeat the steps above. Five children can be added to one parent account.

If you do not wish to add additional children, select

"View Items for Students" option. A listing of available items for purchase will be displayed.

**Stay connected!** Be sure to select the option to receive email notifications when new items become available, selecting "Yes".

- I want to receive email notifications for new fees assigned to my student and updates on school-related activities.