



Halbert News Online # 2

September 14 - 18, 2020

<http://www.updateallday.com/org/h/halbert/display.php> - Daily Announcements

Appreciation

A big thank you to the contractors who were hired by the TDSB to refresh our playscape and parking lot. They were met with different challenges during the summer and unfriendly August weather! They are 90% complete! They will remove the fence by Monday except for the westernmost side of the playground. They will continue to work on the sensory garden for the next two weeks.




Appreciation

A big thank you to our Parent Council!

Our Parent Council bought each of our students their very own clipboard to use during outdoor learning experiences!

Thank you!!!



Upcoming Dates

Sept 14 - Parents will receive an email and voice call identifying their child's teacher

Sept 15 - First Day of School for SK, Gr 6 students & Students in Rooms 4, 5 and 11

Sept 16 - First Day of School for JK, Gr 1 and Gr 5 students

Sept 17 - First Day of School for Gr 2, 3, 4 students

Sept 18 - Welcome Back to School Virtual Assembly

Sept 21 - 70th Anniversary Flag Raising (by cohorts) Week

Sept 30 - Orange Shirt Day & Virtual Assembly

Sept 30 - Halbert Earth Hour (Last Wednesday of Each Month)

Sept 30 - Last Day to request to transfer to Virtual School / Face to Face School

Oct 12 - Thanksgiving - **NO SCHOOL**



Welcome Back to School Package Sent via Canada Post



The paper package alluded to in last week's Halbert News Online was mailed out on Thursday afternoon / Friday morning. We anticipate it would arrive by Monday or Tuesday.

Families should have received the online version of the package which was emailed on Thursday evening.

In the mail out, Ms. Tassie, one of our SAC members included a 2 m long string. The string was sent to help your child understand what 1 m and 2 m lengths look like for the purposes of physical distancing.

Welcome Back to School Package Sent via email

WELCOME BACK TO SCHOOL PACKAGE

[Welcome Back to School Letter](#)

[Walking Excursion Form](#) (You do not need to print this. A copy is inside the package sent to you today. Please sign that and send it to school!)

[TDSB Student Health Pass](#) (You do not need to print this. A copy in a page protector sheet will be sent home with your child on the 1st day of school. Please sign it daily and return with your child.)

[Understanding COVID Symptoms](#)

[Parking Lot Routines](#)



Videos to Support Transition

[Kiss and Ride](#) - Moving through the new Halbert Parking Lot

[Entering the School](#)

[Arriving Late](#)

[Moving Through the School](#)

[Signs Around the School](#)



Wearing a Cloth Mask

All staff and students (K-6) are expected to wear a mask or a cloth mask while inside the school (**e.g., learning spaces, hallways, washrooms**).

Please send your child to school with at least 2 snug fitting masks daily. One for the morning and another for the afternoon.

Please **label** your child's mask.

Please visit:

<https://www.tdsb.on.ca/Return-to-School/Health-and-Safety/Mask-and-Face-Covering-Requirements-For-TDSB-Students-and-Staff>

HOW TO WEAR A CLOTH MASK



- ✓ Do wash your hands before putting it on and taking it off
- ✓ Do make sure it fits comfortably over mouth and nose for easy breathing
- ✓ Do wash your cloth mask after each use in the laundry
- ✓ Do clean surfaces that a dirty mask touches
- ✗ Don't touch your face or mask while using it
- ✗ Don't use masks on children under 2 or those who can't breathe with them on
- ✗ Don't share your mask with others
- ✗ Don't wear medical masks, keep them for health care workers

You still need to:



Keep a 2m distance



Wash hands often

TORONTO

Visit toronto.ca/COVID19

The Use of Face Shields

A face shield features a looser fit and transparency, **but is not an alternative to a mask**. When used alone, face shields are not as effective as masks/face coverings.

Please visit:

<https://www.tdsb.on.ca/Return-to-School/Health-and-Safety/Mask-and-Face-Covering-Requirements-For-TDSB-Students-and-Staff>

HOW TO WEAR A CLOTH MASK



- ✓ Do wash your hands before putting it on and taking it off
- ✓ Do make sure it fits comfortably over mouth and nose for easy breathing
- ✓ Do wash your cloth mask after each use in the laundry
- ✓ Do clean surfaces that a dirty mask touches
- ✗ Don't touch your face or mask while using it
- ✗ Don't use masks on children under 2 or those who can't breathe with them on
- ✗ Don't share your mask with others
- ✗ Don't wear medical masks, keep them for health care workers

You still need to:



Keep a 2m distance



Wash hands often

 Visit toronto.ca/COVID19

First Day of School Routines

On the first day your child attends school, they will gather in pre-assigned areas in our pavement and field (JK/SK students will report directly to the Kindergarten playground in the back of the school).

Signs and staff will be posted in the Primary playground to provide guidance throughout the first two to three weeks of school.

The next slide indicates where your child will meet their teacher on their assigned staggered day.




Lining Up

Students should gather and meet their teacher in the assigned areas indicated on the map. Teachers will speak with students about the exact location on their first day.


Confirmation about the meeting place for the First Day of School will be sent on the 14th of September.



Entry Routines

- Families and students should conduct a [self assessment](#) for COVID symptoms before going to school.
 - Parents should sign the green [TDSB Student Health Pass](#) and send it to school with their children if they **do not** exhibit any of the COVID symptoms.
 - Bell rings at 8:55 AM
 - Students to line up in their designated areas following physical distancing (reminders will be spray painted on the ground)
 - Students will be asked to present their TDSB Student Health Pass for quick entry. Students without the pass will need to answer the self assessment questions.
 - Students will proceed to their classroom to wash their hands with soap and water.
- 

TDSB App for Self Assessment

- An App has been developed to help families with the morning COVID 19 self assessment
 - **Instructions on how to download and use the free App for Apple or Android phones will be shared with families.**
 - Families can use either the TDSB Student Health Pass or the TDSB App to verify that their child is not exhibiting any COVID symptoms.
 - Families can access the App only through their child's student number and password (which will be shared towards the end of the first week of school).
 - Staff will be using the same App to self assess each morning.
- 

If a student is not feeling well

If a student not feeling well and has come to school, the student will wait in a designated, supervised wellness room and parents will be called for the student to go home. [Toronto Public Health](#).

Families are strongly encouraged to visit [COVID assessment](#) centres in Scarborough or to call TeleHealth Ontario [1-866-797-0000](tel:1-866-797-0000) for next steps.

It is critical to self-isolate, **not to return to school**, until the assessment has been returned.

For other illnesses, or if someone tested negative for COVID-19, they should not return to school until they are symptom-free for **at least 24 hours**.

If your child is not feeling well

If your child is not feeling well or has answered “Yes” to one of the questions from Toronto Public Health, please do not come to school.

Please call call TeleHealth Ontario **1-866-797-0000** for next steps.

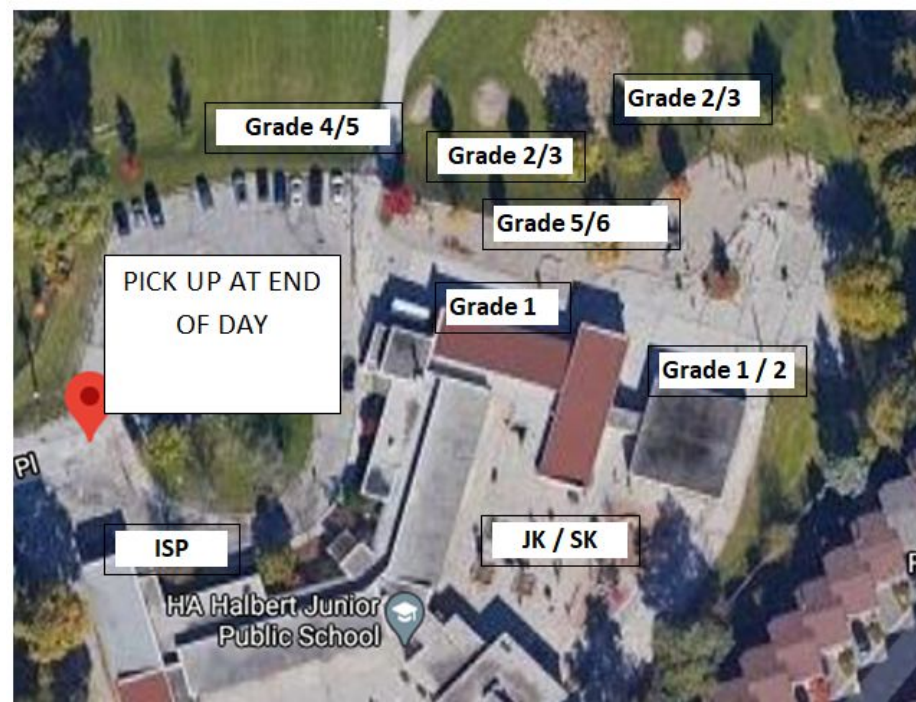


Dismissal Routines

Students in Grades 5 or 6 who have been given stated permission by their family members to walk home / take the TTC home will be dismissed directly from their classroom's designated entry/exit door.

Other students will be dismissed from the areas indicated in the map.

We ask families to be mindful of the need for physical distancing especially during dismissal time.



New Parking Lot

The new parking lot is a **one way** thorough way.

Parking is **very** limited and so families are strongly encouraged to walk or bike to school.

If driving is essential, consider parking on Lowell or Rockwood when possible.




Visiting the School

To maintain a safe environment, in most cases those entering school buildings will be staff, students and other essential individuals (e.g. Health & Safety Inspector).

Families who require a meeting with a teacher/school staff to discuss non-emergency issues will do so by phone or virtually where possible. Please call the school at 416-396-6300 or email the teacher or the Principal directly. A virtual appointment will be made.

Families who will pick up a student outside of regular dismissal time will be met at the main entrance of the school with the child being dismissed. **Please call the school before coming so that the child will have sufficient time to get ready.**



Visiting the School

To maintain a safe environment for all students and staff and to maintain proper contact tracing, the main doors of the school will be closed.

Families picking up Kindergarten students at dismissal will be asked to walk around the Facility to the back of the school for pick up.

Lunches will be dropped off the front doors to a staff member during specific times. Please refer to the mailing that will come this upcoming week for more information if families have to drop off lunches.

Food deliveries (e.g., UBEReats, DoorDash) will not be accepted at this time.



Classroom Setup




















Questions, Comments or Concerns?

Should you have any questions, please do not hesitate to connect via email or connect with the school at 416 396 6300.

