




How can I support learning during the summer months?

1. Read, read, read! Read everyday! Read books, e-books, magazines, board game instructions, recipes or signs in the community. Read to your child and have them read to you.
2. Try building literacy and numeracy skills into family activities around the house or outside and in the community. See the attached activity grids for suggestions.

A Few Key Resources:



	https://www.kidsa-z.com
	https://ca.ixl.com/
	https://www.ontario.ca/page/learn-home-kindergarten-grade-3 The Learn at Home website compiles links to a variety of resources including CBC Kids, TVO Kids and several virtual museums.

Resources For French:

	https://boukili.ca/en E-books in French from TFO
	https://ici.radio-canada.ca/jeunesse/scolaire French television shows, videos and games for kids.
	https://www.tfo.org/ Variety of French videos for kids.














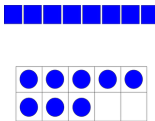















SUMMER SUCCESS LITERACY ACTIVITY GRID

KINDERGARTEN - GRADE 3

<p>Read a book outdoors.</p> 	<p>Write a letter</p> <p>Write to a family member about what you've been up to during the summer or write to a favourite author telling why you liked their book.</p> 	<p>Animation Station</p> <p>Draw detailed pictures of a funny moment in a cartoon show you watched today. Write about what made it funny.</p> 	<p>Daily News</p> <p>Use a highlighter to colour the words or letters you know how to read in a flyer, magazine or newspaper.</p>
<p>Picture This!</p> <p>Paint or draw and colour a picture of a family member, your neighbourhood, or your favourite place in the world.</p> 	<p>Read! Read! Read!</p> <p>Ask someone in your family to read you a picture book, magazine, comic, flyer or menu in English or another language.</p> 	<p>Community Watch</p> <p>Draw a picture of the work each member in your family does at home or in the community. Write a caption for each picture.</p> 	<p>Movie Review</p> <p>Watch a movie. Write/draw about ...</p> <ul style="list-style-type: none"> • what happened • what you liked/ didn't like • what you would change 
<p>Sell This Movie</p> <p>Create a poster to advertise a movie you have seen.</p> <p><u>You need to</u></p> <ul style="list-style-type: none"> • think about who is the audience for this movie (kids, boys, girls, adults) • use a catchy slogan • decide what images will best 'sell' the movie 	<p>Game On!</p> <p>Play a board, card or outdoor game with your family (i.e., Monopoly, Boggle, Go Fish, Scrabble, dominoes, Snakes & Ladders). Read the instructions. Write your own instructions for a game you know!</p> 	<p>Be a Chef!</p> <p>Cook with a grown-up.</p> 	<p>Cook Book</p> <p>Write a recipe for the meal you made with your family member. Use words and pictures.</p> 
<p>Storytelling</p> <p>Ask a family member to tell you stories of when they were young or stories that were told to them, when they were young. Ask questions to get more details.</p> 	<p>Make a List</p> <p>Draw and label the pictures of the foods you would like to buy when you go grocery shopping.</p> 	<p>How to...</p> <p>Explain with words and pictures how to ...</p> <ul style="list-style-type: none"> o brush your teeth o make your bed o get ready for school <p>First... Then... Next... Finally...</p>	<p>Cartoon Photo Album</p> <p>Create an album with pictures and names of cartoon characters from one show or from a variety of shows.</p> 
<p>Sing a Song</p> <p>Sing songs in English or in another language.</p> 	<p>I Spy</p> <p>Play the I Spy game. "I spy something that begins with the letter ..." "I spy something ..."</p> 	<p>Build a Story</p> <p>Begin with "Once upon a time" Each family member adds a word or sentence to complete the story. Next time, make it a silly story!</p>	<p>Nature Journal</p> <p>Record observations and drawings of what you see in the park, on walking trails or in your yard.</p> 

SUMMER SUCCESS NUMERACY ACTIVITY GRID

KINDERGARTEN - GRADE 3

<p>Round n' round</p> <p>Begin with the number 13. Each family member adds 10. Predict what number you'll be at when you get to the fourth family member. Try this with another number as well!!</p>	<p>My Television Journal</p> <p>Write the names of your favourite characters on TV. Who has the name with the most letters/least letters? How do you know?</p>	<p>Animation Station</p> <p>Write the time that your favourite cartoon starts at and watch it. Write the time that it ends. How long was the cartoon?</p> 	<p>Double Double</p> <p>Tell someone in your family ALL the doubles that you know how to add (eg., 2+2, 3+3....)</p> 										
<p>Shapes Around the Block</p> <p>There are many things in your community that have different shapes, such as street signs. See how many things you can find that have these shapes.</p> <table><tr><td>Rectangles</td><td></td></tr><tr><td>Squares</td><td></td></tr><tr><td>Circles</td><td></td></tr><tr><td>Triangles</td><td></td></tr><tr><td>Octagons</td><td></td></tr></table>	Rectangles		Squares		Circles		Triangles		Octagons		<p>Picture This!</p> <p>Paint or draw pictures of triangles, squares, rectangles and circles. How are they the same and how are they different?</p> 	<p>Let's frame this...</p> <p>How many squares are there? How many circles are there? Tell all the different ways you can make that number.</p> 	<p>All the ways....</p> <p>Show someone in your family all the different ways you can make the number. Choose a different number.</p> 
Rectangles													
Squares													
Circles													
Triangles													
Octagons													
 <p>What is the name of this shape?</p> <p>Tell how you know your answer is correct.</p> <p>Do the same with other shapes.</p>	<p>Sing a Song</p> <p>Sing a song in English or another language. Try to tap your feet or clap to the rhythm. How many beats are in the song?</p> 	<p>Fun With Beads</p> <p>Use bead strings to tell this: How much is 3 more than 10? How much is 4 more than 10? How much is 6 less than 10? How much is 5 more than 5?</p> 	<p>Game On!</p> <p>Play a board, card or outdoor game with your family (i.e., Monopoly, Boggle, Go Fish, Scrabble, dominoes, Snakes & Ladders, marbles).</p> 										
<p>Design Time</p> <p>Draw a map of a playground in your neighbourhood. Use symbols to represent all the different things in the playground.</p> 	<p>I Spy</p> <p>Play the I Spy game. "I spy a shape that is similar to an octagon ..." "I spy a number that can be made by adding 2+4 ..."</p> 	<p>Fun Patterns</p> <p>Ask a family member to help you create a repeating pattern with any materials/tools in the home. Have someone else guess what the pattern is.</p> 	<p>The Matching Game</p> <p>Match number cards with the appropriate number of household objects (i.e., spoons, beans).</p> 										
<p>A=B+B</p> <p>What number could you use to make this number sentence true? How do you know you are correct? See how many different number sentences you can get.</p> <p>Now try it for B+C=A</p>	<p>Money Matters</p> <p>Learn the names of the coins. If you have 20 cents in your money bank, show all of the combinations of coins you could have.</p> 	<p>What next??</p> <p>Try and finish the pattern of numbers 1, 3, 5, __, __, __ 10, 20, 30, __, __, __ 10, 15, 20, __, __, __ Create your own number pattern and have someone else solve it!</p>	<p>Collecting 100!!</p> <p>Ask people in your family to help you collect 100 things in your home. When you get to 40, how many more do you need? When you get to 50, how many more do you need? When you get to 70, how many more do you need?</p>										