






Early Literacy Fun: August 2015



Sunday	Monday	Tuesday	Wednesday	Thursday	Friday	Saturday
		<p>If your child has had many ear infections, or if you have concerns about your child's hearing, talk with your family doctor about getting your child's hearing tested. Get a copy of the audiogram and bring it to school. Early intervention is the key to success!</p>				<p>1 Sing the alphabet song several times throughout the day.</p>
2	3 Name five letters. Think of a word that begins with each of the letters (e.g., "b" -ball, "z" - zebra).	4 	5 Trace the letters of the alphabet using the iPad app iWW Lite.	6	7 Use raisins or beans to form the shape of different letters (e.g., s, d, c)	8
9 Read a story to your child and look at the print. Find letters that are the same.	10	11 Go on a scavenger hunt to find items that begin with the same letter (e.g., "d" - dog, dinner).	12	13 Name and eat alphabet cookies. Find two letters that are the same.	14 	15 Cut out magazine pictures of things that start with the letter "b" and glue them on a paper.
16 Use magnetic letters or letters written on paper to form short words such as: cat, sun, tub, etc)	17 	18 Read books that focus on the alphabet (e.g., <i>Chicka Chicka Boom Boom</i> ; <i>A is for Angry</i> ).	19 Talk about the letters on environmental print (e.g., street signs, store signs, licence plates).	20	21 Take turns playing "Find a..."(s, t, w, etc.) when reading a book together.	22
23	24 Make letters out of play doh.		26 	27 Have your child practice writing his/her name.	28	29 Talk about going back to school.
30	31 Play Letterella at <a href="http://www.tvokids.com/games/letterella">www.tvokids.com/games/letterella</a>	<p><b>abcdefghijklmnopqrstuvwxyz</b></p>				

