







Early Literacy Fun: December 2014



Sunday	Monday	Tuesday	Wednesday	Thursday	Friday	Saturday
	1 Clap out the syllables in the word "De-cem-ber"	2	3 Say the days of the week. Then say each day and jump for each syllable (e.g., Saturday=3)	4	5 'One' syllable words are the trickiest. Practice clapping 1 syllable words (e.g., man, girl, dad).	6 
7 Clap the syllables of 10 things that you see on a walk outdoors. Include words in your home language.	8 	9 Tap out the syllables of the items that you are packing into your child's backpack (e.g., paper, book).	10	11 	12 Read a book together. Find 5 words that have 3 syllables. Say the words slowly so you can hear all the syllables.	13
14 Name five animals. Hop for each syllable. Include words in your home language.	15	16 Read a book together. Pick five 'longer' words and say how many syllables each word has.	17 Clap the syllables in 5 of your favourite foods (e.g., pizza=2, banana=3, waffles=2).	18 	19	20 Look at the grocery flyers. Take turns tapping out the number of beats.
21	22 	23 Transportation tap! Think of transportation items and 'tap' for each syllable in the word (e.g., taxi=2).	24	25 Clap out the syllables in each family member's name. Whose name has the most syllables?	26 Use your footsteps to count syllables. How many syllables/ steps in winter words like: snow (1), chilly (2), snowball (2).	27
28 Read a book. How many two syllable words can you find?	29 Syllable snap! Snap your fingers for each syllable in the foods you eat.	30 What is the next month? How many syllables in January?	31 	Help your child learn that the words are made up of <b>syllables</b> . Your child will love to clap, stomp, etc. for each syllable in a word. Help your child listen <i>to</i> and listen <i>for</i> the syllables in words.		

