






Early Literacy Fun: July 2015



Sunday	Monday	Tuesday	Wednesday	Thursday	Friday	Saturday
	<p>Reading stories to your child helps him/her get ready to learn to read. Read stories in your home language to provide the best language model possible.</p>		<p>1</p>  <p>Happy Canada Day</p>	<p>2</p>	<p>3 Read to your child every day, even for a short time. Find a quiet, relaxed time and a special place.</p>	<p>4 Ask questions about the story, such as "Who is in the story?"</p>
<p>5 Read slowly. Take time to enjoy the story and talk about the book.</p>	<p>6</p>	<p>7 Read stories several times so your child can learn to predict what will happen next.</p>	<p>8</p>	<p>9 Discuss the pictures and how they tell the story.</p>	<p>10</p> 	<p>11 Discuss book concepts such as the author, illustrator, front/back page.</p>
<p>12 Ask predicting questions such as "What do you think will happen next?" "How do you think the character feels?"</p>	<p>13 Let your child choose interesting books at the school library, public library, or garage sales.</p>	<p>14</p>	<p>15 Stories are available for iPads and on websites (e.g., International Children's Digital Library).</p>	<p>16</p> 	<p>17 Read different versions of the same book and compare the stories. What is the same? What is different?</p>	<p>18</p>
<p>19 Relate the story to personal experiences.</p>	<p>20</p> 	<p>21 Look for books by amazing authors such as Robert Munsch, Jan Brett, Eric Carle, Paul Galdone</p>	<p>22</p>	<p>23 Encourage your child to join in and read words, or complete repeated sentences</p>	<p>24 Add actions like clapping, waving or marching to make the story more interesting.</p>	<p>25 Add sounds that match the story (e.g., car sounds, animal sounds).</p>
<p>26</p>	<p>27 Change your voice to march each character in the story.</p>	<p>28</p>	<p>29 Talk about the print in the book. Can you find two words that are the same?</p>	<p>30</p>	<p>31 Use your child's name instead of a character's name when it appears in the story.</p>	