





Early Literacy Fun: October 2014



Sunday	Monday	Tuesday	Wednesday	Thursday	Friday	Saturday
Ontario Early Years Centres offer a variety of activities and information for families with children up to the age of 6 years. Visit www.ontarioearlyyears.ca , or call 1-866-821-7770 for your nearest location.			1 Talk about sentences in a book. Sentences are made of words, marked by punctuation.	2	3 Show your child different types of print. Read signs, billboards, recipes, labels and schedules.	4 مرحبا
5	6 Say the sentence "I am hungry" and use your voice to show different emotions (e.g., angry, sad, mad)	7	8 	9 Make up short sentences. Say them again and leave out a word. Ask your child to tell you the missing word!	10	11 Enjoy family reading time. Everyone reads (words or pictures) for 15 minutes. Read in your home language or English.
12 Have family members say a sentence using the word 'thanks' (e.g., Thanks for the cookie.)	13 	14	15 Make up sentences using different words (e.g., table, book, school). Include your home language.	16	17 	18 Talk about the punctuation marks (e.g., periods, commas, question marks) in a book.
19	20 Find an 'asking' sentence (question) in a book.	21	22 Count how many sentences are on a page in a story.	23	24 Read or talk about sentences in other languages.	25
26 Read a story and leave off the last word. Talk about why you need the last word.	27	28 Have your child find one long sentence and one short sentence in a familiar book.	29 	30 Write sentences on paper and cut the sentence into words. Put the words back together to make the sentence.	31 If you are concerned about the way your child talks, please ask for consultation from the school Speech-Language Pathologist	

