





Early Literacy Fun: September 2014



Sunday	Monday	Tuesday	Wednesday	Thursday	Friday	Saturday
<p>Have fun playing with upper and lower case letters in September!</p> <p><b>Aa Bb Cc</b></p>	<p>1 Labour Day</p>	<p>2 Back to school! Sing the alphabet song on your way to school.</p>	<p>3</p>	<p>4 Count the number of letters in a word on the page of a story. Find the longest word. Find the shortest word.</p>	<p>5</p>	<p>6</p> 
<p>7 Practice writing your child's name and then name all the letters.</p>	<p>8</p>	<p>9 Look at a picture dictionary. Talk about some pictures for each letter.</p>	<p>10</p>	<p>11 Consider playing <i>Letter Factory</i> by Leap Frog. Enjoy short clips on YouTube.</p>	<p>12</p>	<p>13 Eat alphabet soup and talk about the letters you are eating.</p>
<p>14 Create your own alphabet book using pictures from magazines. Read your book to someone special.</p>	<p>15</p> 	<p>16</p>	<p>17 Draw a big letter on construction paper. Glue items beginning with that letter on the letter shape (e.g., buttons on the letter "B").</p>	<p>18</p> 	<p>19 Make a craft version of alphabet soup. Draw a soup bowl and glue foam letters from the dollar store.</p>	<p>20 Write a shopping list with your child and talk about each letter. Buy the items on your list.</p>
<p>21</p>	<p>22 Go to the library to read several books featuring the alphabet.</p>	<p>23</p> 	<p>24 Trace the letters of the alphabet using the iPad app ABC Writer.</p>	<p>25 Talk about the letters or characters of your home language.</p>	<p>26</p>	<p>27 Write letters on paper and have your child identify the letter names.</p>
<p>28 Practice writing letters (e.g., h, f, p) using different writing tools (e.g., pencil, crayon, marker).</p>	<p>29</p>	<p>30 Play with magnetic letters, foam letters, or letters cut out from flyers.</p>	<p>If you are concerned about the way your child talks, please ask for consultation from the school Speech-Language Pathologist</p> 