


# WE WANT YOUR SELFIE PORTRAIT


THE YEARBOOK STAFF WANTS TO INCLUDE EVERY STUDENT, BUT WITHOUT TRADITIONAL STUDENT IMAGES, WE NEED YOUR HELP!

## STEP ONE: TAKE A PORTRAIT AT HOME




### YES!

- Use even, natural lighting.
- Take photograph against a clean background.
- Include student's full head and shoulders.
- Avoid props and filters.
- Adhere to school dress code guidelines.
- Submit a high resolution colour photo.
- Save as jpeg.



### NO!

- Don't crop too closely around the face.
- Don't shoot the whole body: Think portrait!
- Don't include other people in the photo.
- Avoid shadows, subject looking down, distracting backgrounds.

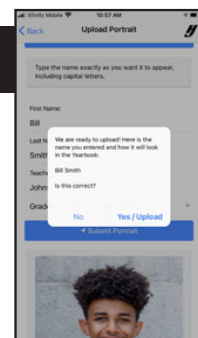
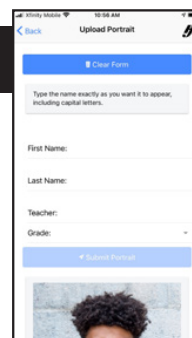
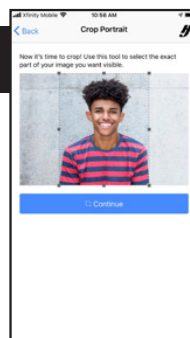


## STEP TWO: Click here for the website

## STEP THREE: CHOOSE YOUR PHOTO, CROP, UPLOAD

- Select portrait photo, crop leaving space above the head and including the shoulders.
- Fill in student's name, teacher (if applicable) and grade.
- Confirm and upload.

**PLEASE COMPLETE THESE STEPS BY THE FOLLOWING DATE: June 8, 2021**



**Click anywhere for Website**

[CLICK HERE TO UPLOAD A STUDENT PORTRAIT](#)

[CLICK HERE TO UPLOAD GENERAL PHOTOS](#)

**\*\*\*Please click on this button only\*\***

**Do not click on this button**

**Please send in your Photo, otherwise your picture from last year will be in the yearbook**

**If you sent in a picture by email, please resend it with this app**

**Please submit ONE photo only**