

Kindergarten B

This month in Kindergarten B, we celebrated 100 Days of School on February 11th.

We had our Show and Tell of 100 things! Thank you to all the parents and guardians who worked with their child to create 100 things at home! The kids loved showing what they had made.

Since the first day of school, we have been counting and patiently waiting to reach 100! The students even created self portraits on how they think they will look, when they are 100 years old!




Kindergarten B

In the TDSB, there are monthly themes around character development. In the month of February, the character trait is fairness. In kindergarten B, we read several stories and texts about what it means to be fair and treat everyone equally.


Some of the ideas we brainstormed are;

1. Treating others with kindness and respect
2. Everyone gets an equal opportunity to learn and be at school
3. Thinking about how our actions will affect others
4. Sharing the items in the classroom
5. Taking turns and waiting for our turn

Congratulations to our four students Lucas, Gauri, Daniel and Rhea who demonstrated fairness this month in our classroom. Way to go!



Kindergarten C



In February, we enjoyed many read-aloud books during our class circle time. One of our favourites was 'The Mitten', a folktale adapted and illustrated by Jan Brett. The story is about a little boy who loses his white mitten in the snow. One by one different animals find it and squeeze inside to stay warm. We incorporated various activities into our learning based on the story. To practice sequencing, we placed the animals in the mitten in the correct order. SK students wrote about their favourite part of the story. One of the most exciting activities was the dramatization! We took turns acting out different characters which helped us remember and retell the story in our own words. Through these activities, we explored the story elements (characters, setting and main idea), learned about winter animals, practiced counting and expanded our vocabulary.



Learning About Maple Syrup At Forest Valley



“Yesterday the grade 1-2’s got on the school bus to go to Forest Valley. We played *I Spy With My Little Eye.*” (Nina) “When we got there we met Ms. Melissa. Ms. Melissa was our guide. We learned about maple syrup.” (Olivia) “We hiked in the forest. The snow was too deep! We saw the Don River. Some part of the Don River was ice. We kept walking. Our walk was long.” (Bernice) “The hike was slippery. The hike had too much snow. So it got hard for us to walk. But we did it!” (Harshika)

1/2 Ms. Fotiadis and Ms. Sims

“We learned about maple syrup. To get the sap you need to drill a hole in the tree. We use a spile and a bucket to collect the sap. Then we boil the sap and add sugar.” (Adhrit)
“My favourite part was making maple syrup because the syrup is different colours.”
(Raphael) “Then we tasted maple syrup. It was delicious! Then we got maple candy.”
(Daniel) The maple syrup was so so good. The maple candy was also so so good. I don’t know which one was the best!” (Tania)

1/2 Ms. Fotiadis and Ms. Sims






“My least favourite part was the hike because my boots were soaking wet. But my favourite part was the bus ride and seeing a coyote. I liked making the sap too and seeing what the Indigenous People did.” (Mariya) “My favourite part was going to the Sugar Shack!” (Rakshith) “My favourite part was feeding the birds and hiking on the snow.” (Adhrit) “The best part was being together. We had a lot of fun.” (Nina)

1/2 Ms. Fotiadis and Ms. Sims



Ms. Yip 2/3A



During the month of February, the Grade 2/3 students completed two art projects. For the first art project, they explored Keith Haring's art, known for its bold colors, simple lines, and expressive movement. The students created their own 2 dimensional and 3 dimensional designs inspired by Keith Haring's work. For the second art project, the students created an African Line Art that looked at composition and proportion using bold colours and patterns that are often found in African textiles.



Ms. Yip 2/3A



The Grade 3 students took part in Scientist in the School, spending the morning exploring soil through hands-on activities. They built soil profiles, created their own seeds, rotated through stations to study various plants, conducted experiments, and examined seeds with magnifiers. It was a fantastic start to our Soil unit and a morning full of engaging learning.

